



V4.1

## Performance Hardware





CONTENTS

<b>BLOCKS</b>		<b>DECK &amp; HULL FITTINGS</b>		<b>SAILMAKERS HARDWARE</b>	
20mm Dynamic Blocks	8	Anchor Plates	61	Batten Hardware	89
30mm Dynamic Blocks	12	Bow & Shroud Plates	60	Jib Hanks	89
40mm Dynamic Blocks	22	Deck Bushes - Aluminium	56	Luff & Cunningham Blocks	89
50mm Dynamic Blocks	24	Deck Bushes - Aluminium Flanged	57	Sail Headboards	88
60mm Dynamic Blocks	24	Deck Bushes - Nylon	57	Sail Ring	90
Block Tech Guide	6	Drain Sockets & Bungs	66	Sail Shackles	90
Classic Blocks	36	Fairleads - Nylon	64	Sail Track Slides & Slugs	91
Deck Organisers	33	Hatch Covers	59	Thimbles	90
Dog Bones	28	Keelboat Fairleads	65		
Flip Flop Blocks	32	Lacing Eyes & Eye Straps	62	<b>SHACKLES</b>	
High Load Blocks	20	Pad-Tii	58	Forged Shackles	92
High Load Thimbles	29	Self Bailer	66	Pressed Shackles	92
High Roller Blocks	27	Snatch Fairleads & Lacing Hooks	60	Round Body Shackles	93
Plain Bearing Blocks	18	U Bolt	61	Strip Shackles	94
Ratchet Blocks	30			Tii-Shackles	94
Sheaves	38	<b>SPARS &amp; RIGGING</b>			
Snatch Blocks	26	Boom Bolt	82	<b>ACCESSORIES</b>	
Springs For Blocks	39	Boom Slides	79	Ball Stoppers	100
TiiTAN & XHL Blocks	21	Clevis Pins & Split Rings	70	Boat Hook	100
Wire Blocks	34	Dynamic Rig Adjustment	70	Burgees	96
		Eye Bolt	81	Hooks - Nylon	97
<b>CLEATS &amp; JAMMERS</b>		Fast Pins, Reaching Hooks & Drop	69	Hooks - Stainless Steel	97
Burgee Cleats	49	Finn & OK Dinghy Boom	82	Inglefield Clips	96
Cam Cleat Accessories	43	Furling Gear & Swivels	71	Keyball Trapeze	98
Cam Cleats	42	Gooseneck Sleeves	73	Race Packs	102
Clamcleats®	48	Gooseneck Socket Body	72	Rash Vest	105
Cleat Tech Guide	41	Goosenecks	72	Rowlocks & Sockets	100
Horn Cleats	49	Halyard Exit Plates	77	Rules Poster	105
Mainsheet Jammers	44	Halyard Hook Racks	77	Sailing Glove	104
Pump Action Cleat	49	Highfield Levers	71	Shackle Key	104
Swivel Cleats	46	Mast & Tube Plugs	78	Spare & Replacement Parts	103
V Cleats	49	Mast Base Organiser	79	Splicing Kit	101
		Mast Brackets & Boom Straps	76	Tidy Clips	96
<b>TRAVELLER CARS</b>		Mast Deck Chocks	78	Toe Strap Plates & Buckles	101
Jib Cars	54	Mast Gates & Step	74	Trapeze Hardware	99
Low Profile Cars	51	Mast Head Sheave Boxes	74	T-Shirt	105
Maxi Profile Cars	51	Mast Tangs	74	Vent Cover	103
Mini Profile Cars	50	Mirror Dinghy Mast Fittings	78	Wind Indicators	95
Pintstop Cars	52	Muscle Box	77		
Track & Keelband	55	Rig Spanner	81	<b>ALUMINIUM YACHT FITTINGS</b>	
		Rigging Screws	80	Bulkhead Fairlead	107
		Sheave Boxes	73	Deck Filler Cap	107
		Spinnaker Pole & Jib Stick Fittings	79	Fairleads	107
		Spreader Hardware	75	Handrail Bracket	109
		Stay & Vernier Adjusters	68	Horn Cleats	106
		V2 Vang Lever	82	Raked Bollard	109
		Wire 'T' Terminal	81	Round Sealed Portlight	107
		Wire Eye Terminal	80	Stanchion Bases	108
		Wire Fork Terminal	81	Stanchions	108
		Wire Stud Terminal	80	Toe Rail Spring Cleat	109
		<b>RUDDER STOCKS &amp; ACCESSORIES</b>		<b>OTHER</b>	
		Rudder Pintles & Gudgeons	87	Distributors & Major Stockists	110
		Rudder Retaining Equipment	86	Index	112
		Rudder Retaining Equipment	87		
		Rudder Stocks and Tillers	85		
		Tiller Extension Universal Joints	84		
		Tiller Extensions - Aluminium	84		
		Tiller Extensions - Carbon	83		
		Transom Plates, Pintles & Gudgeons	86		

**Allen Brothers (Fittings) Ltd**  
Hallmark Industrial Estate  
Southminster  
Essex CM0 7EH  
United Kingdom

T +44 (0)1621 774689  
E sales@allenbrothers.co.uk

Please note  
Photographs and illustrations are not to scale unless specified.

Graphic Design  
Tracy Saunders  
tracy@tasdesign.co.uk

Product Photography  
Andy Rose  
andy@andyrosephotography.co.uk

Front Cover  
Darcie Collington  
www.darciecollington.com

BLOCKS

CLEATS & JAMMERS

TRAVELLER CARS

DECK & HULL FITTINGS

SPARS & RIGGING

RUDDER STOCKS & ACCESSORIES

SAILMAKERS HARDWARE

SHACKLES

ACCESSORIES

ALUMINIUM YACHT FITTINGS

Driven by their passion for sailing and their love of engineering, innovation, and technology the Allen brothers, Tony and Glenn, first started producing fittings for their own race boats in their garden shed back in the 1950s.

The fittings were such an improvement on everything then in use, that they were persuaded to set up full production to meet the demands of the growing sailing market. In 1956, with a vision of producing performance sailing hardware, Tony and Glenn registered the company Allen Brothers (fittings) Ltd.

Over the past 70 years, we have continued to grow Tony and Glenn's vision and we are now a major exporter, selling high-performance sailing hardware around the world. All of which is still manufactured from our factory in Southminster, Essex. Tony Allen's daughter, Liz Adams, now runs the company, along with a highly skilled and dedicated management team.

Over the years we have invested heavily in computer-aided design and manufacturing. Our state-of-the-art 3d printer, vertical machining centres, lathes, moulding machines and hydraulic presses give us the ability to match the high quality/low production volume demands of boat builders for both catalogue and custom products.

Our products are now the go-to choice for many of the world's leading boat builders, sailing teams and many leading industrial companies in a variety of sectors.

"We are much more than just marine hardware specialists. We are engineering experts." – Liz Adams, Managing Director.



# Innovative Design and Engineering Solutions for Manufacturers.

Here at Allen, we are much more than just marine hardware specialists. We are engineering experts and work with a wide variety of companies in different sectors, such as; medical equipment, automotive parts, window manufacturing, public and defence sector, theatre, advertising, aviation and much more.

We are able to do this due to the multiplicity of in-house resources. Our close-knit team of engineers and designers work to deliver premium solutions for custom or mass-production jobs, and as an ISO9001 accredited business, we are capable of mass manufacturing high-quality products as well as ensuring a high level of craftsmanship is carried out on all custom items.

As a British, family-owned business, we ensure 100% of our products are designed, manufactured and assembled in-house at our factory in Essex. All our materials, where possible, are sourced from within the UK. We also guarantee a competitive and fair price for any job we undertake.

If you have any custom requirements, big or small, marine or non-marine, don't hesitate to get in touch to see how we can solve your problems.

**Allen In-house resources include:**

**Design & CAD modelling** – using advanced PTC Creo CAD software our design team can quickly develop new ideas and designs into computer models, which can be structurally assessed with our Ansys computer simulated stress analysis software. Prototype models can be seen within hours using our Dimension 3D part printer.

**Tool making** - finished designs are seamlessly progressed through the tool making stages using

the parametric features of PTC Creo tool design and NC machining software. Our toolmakers can produce single or multi-impession tools for injection moulding, sheet metal pierce and blank tools, secondary operation form tools, assembly jigs and fixtures.

**Component parts** - our factory is equipped to manufacture a diverse range of parts. So we can be particularly flexible in the production of short-run specialist parts, and low to medium volume quantities.

**CNC injection moulding** - we are experts in the use of advanced engineering polymers and composites such as carbon fibre filled acetals and nylons.

**CNC turned parts** - our 5 axis sliding head lathes produce high precision parts in all materials.

**CNC sheet metal forming** – our presses produce pierced and blanked parts, with secondary forming.

**CNC milled parts** – two HAAS 4-axis vertical milling centres allow us to make precision milled parts in a range of material from marine grade 6082 aluminium to Brass & Acetal.

**CNC Lathe** – Doosan and Star Lathes enable us to produce precise and efficient turning operations, allowing for intricate designs and consistent output.

**Fabrication** - our versatile and skilled workforce can provide fully assembled products, using a range of techniques such as welding, drilling, riveting, threaded fasteners, adhesives, pad-printing and packing.

**Sales and distribution** - Our efficient and dedicated sales team is ready to take your orders and will endeavour to dispatch all orders received before 3 pm on the same day, if in stock.

Worldwide distribution can be arranged by our export manager.



## Bearings

A bearing is a component that is used to reduce friction between two moving parts and facilitate their relative motion. Bearings are essential in sailing equipment to support and guide rotating a of a sheave or cam, allowing for smoother and more efficient operation.

We utilise various types and sizes of bearings to suit specific applications.

## Bearing Types

**Ball Bearings:** Super low friction with low/ medium loading capabilities.

A ball bearing is the most efficient shaped bearing for fast rolling speeds. The contact between the sheave, bearing and axle is minimal which results in the lowest possible friction. This allows the sheave to spin much faster with less energy, when compared to plain and roller bearings.



**Roller Bearings:** Low friction with high loading capabilities.

A roller bearing is cylindrical shaped and is a great alternative to a ball bearings or plain bearings as they offer “best of both” performance. Due to the larger surface area, roller bearings will not roll as quickly as ball bearings but can withstand higher loads without deforming.



**Plain Bearings:** Medium friction with super high loading capabilities.

Plain bearings do not feature rolling elements and therefore have increased friction. However, this means they can withstand much higher loads and require little to no maintenance.

## Bearing Materials

Bearing materials used vary depending on the required performance.

**Stainless Steel:** The strongest and hardest wearing material. Also, the heaviest.

**Torlon®:** Known for its exceptional strength, stiffness, high-temperature resistance, and lightness. Commonly used for higher loading applications where weight needs to be kept to a minimum.

**Delrin®:** Good wear resistance and low friction. Delrin is often used in low load applications where low friction is critical.

**Ceramic:** Ceramic bearings exhibit lower friction than stainless steel bearings. This reduced friction results in less energy loss so quicker rolling speed. However, ceramic bearings are not as strong as stainless steel bearings.

**PEEK:** Light weight and strong. PEEK has a low coefficient of friction and is able to self-lubricate.

## Caged vs Non-Caged Bearings

Caged ball bearings offer distinct advantages over non-caged bearings. Caged bearings provide reduced friction, enhanced durability, optimal load distribution, and smooth operation even at high speeds.

## Sheave Materials

**Acetal:** Acetal is our most used material for sheaves. It's lightweight and durable. Ideal for most low and medium load applications.

**Stainless Steel:** 316 stainless steel has a high corrosion resistance to fresh and salt water. Stainless steel sheaves are heavier than plastic options but are much stronger so can withstand much higher loads without deforming. Ideal for high static loads.

**Titanium:** Titanium has the highest strength to weight of any material. Titanium also has an extremely low corrosion rate.

**Aluminium:** Anodised aluminium is lightweight and strong so is utilised in our high roller block range. We hard anodised our aluminium sheaves and also coat them in a PTFE covering for a smoother surface which also reduces friction further.

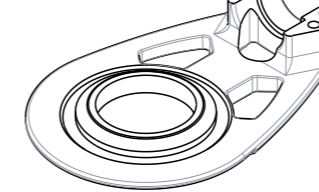
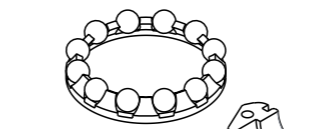
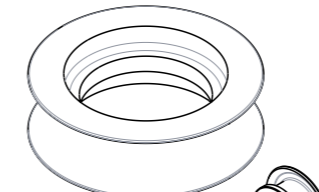
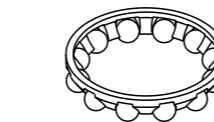
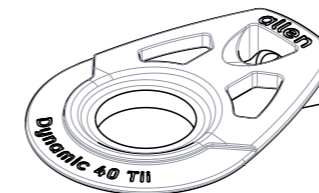


## Bearing and Sheave Technology

We utilise a combination of different bearing types and materials to produce the desired performance for different block ranges.

**Dynamic:** Low-friction, long-lasting high-speed performance.

Our patented Dynamic Bearing technology features a nylon sheave with twin rows of stainless-steel ball bearings which run on a stainless-steel rail. This results in a low-friction, long-lasting high-speed performance when compared to plastic alternatives. 30mm to 60mm blocks include the additional feature of caged bearings for even higher performance.



**High Load:** Super-low friction and able to withstand high static loads.

High load blocks feature dynamic bearing technology with the addition of a stainless-steel sheave. This results in even less friction and the ability to withstand higher static loads as the sheave will not deform like a plastic alternative would.

**XHL:** Super low-friction at low loads, low-friction at high loads and able to withstand extreme static loads.

XHL blocks have a specially created bearing system designed to be super low friction at lower loads but also able to withstand extreme static loads without compromising the low load performance. This is achieved by coupling stainless steel ball bearings with a stainless-steel sheave and an XHL plain bearing washer. When a certain load is reached, the block turns into a plain bearing block, which protects the ball bearings and sheave from deforming and thus effecting the performance of the sheave and bearings.

**TiTAN:** Extremely low friction at low loads and able to withstand extreme static loads.

Utilising the same bearing technology as the XHL but with the stainless steel balls upgraded to ceramic balls for reduced weight and less friction. The sheave has also been upgraded to Titanium for further weight reduction.

**High Roller:** Low friction even when under very high loads.

High Roller blocks feature an aluminium sheave which runs on caged PEEK roller bearings. This results in a bearing system which is lightweight, strong, and able to spin quickly even under very high loads.

## 20mm Dynamic Blocks

Our go-to low friction, fast rolling, small block. It's lightweight and strong, making it ideal for dinghies, windsurfing, kitesurfing, paragliding and anything else that runs smaller diameter lines. Available with a wide range of accessories and features to suit most control line applications.

**Dynamic Bearings** - Twin rows of stainless steel ball bearings running on a stainless steel axle provide superior rolling speeds and durability when compared to plastic alternatives.

**Ultra-Strap** - A stainless steel strap which holds the block together and provides a strong, reliable and rope friendly attachment point.


**Becket** - The hole through the middle of the block can be used as a tying off point (becket).



Part	Description	Length mm	Max Line Dia. mm	Shackle Pin mm	Breaking Load kg	MWL kg	Weight g	Sheave Dia. mm	Fixing Hole Centres mm
A2021	Single Multi Function	35	6	-	350	115	11.5	-	-
A2026	Single Cheek	45	6	4	350	115	15.3	-	-
A2026M	Single Composite Cheek	33	6	-	540	115	12	-	18



Part	Description	Length mm	Max Line Dia. mm	Breaking Load kg	MWL kg	Weight g
A2020XHL-BLACK	Extreme High Load Black	29	6	900	400	17
A2020XHL-BLUE	Extreme High Load Blue	29	6	900	400	17
A2020XHL-GOLD	Extreme High Load Gold	29	6	900	400	17
A2020XHL-ORANGE	Extreme High Load Orange	29	6	900	400	17
A2020XHL-PURPLE	Extreme High Load Purple	29	6	900	400	17
A2020XHL-SILVER	Extreme High Load Silver	29	6	900	400	17



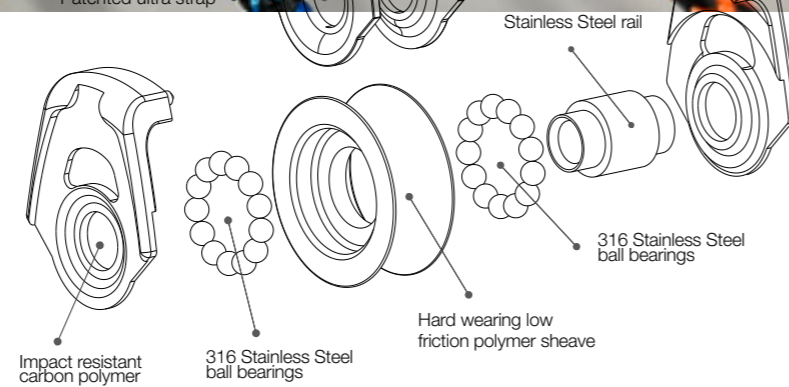
"You can't go wrong with the A2020. Its reliable, smooth and by far my favourite 20mm block."  
Stuart Bithell - 49er Gold Medalist.

# 20mm

### KEY FOR LOAD RATING TABLE

**Maximum Working Load (MWL)**  
If exceeded the block may not perform as designed.

**Breaking Load**  
The load at which a major block failure is likely to occur.



Part	Description	Length mm	Max Line Dia. mm	Shackle Pin mm	Breaking Load kg	MWL kg	Weight g	Sheave Dia. mm	Fixing Hole Centres mm
A2020	Single	37	6	-	540	115	10	-	-
A2020HL	Single High Load	37	6	-	540	250	17.5	20	-
A2020HL-4036	Single High Load With Lacing Eye	52	6	-	540	250	21	20	-
A2020TI3	Single Ti3-On	29	6	-	540	115	8	-	-
A2020TI3HL	Single High Load Ti3-On	29	6	-	540	250	14	-	-
A2020TII	Single Tii-On	29	6	-	540	115	8	-	-



Part	Description	Length mm	Max Line Dia. mm	Shackle Pin mm	Breaking Load kg	MWL kg	Weight g	Fixing Hole Centres mm
A2020SHK	Single With Swivel Hook	58	6	-	350	115	19	-
A2020SC	Single With Swivel Head	54.82	6	4	350	115	15.4	-
A2020LZ	Stand-Up Fixed	43	6	-	540	115	15.4	27
A2020-4035	Single With P-Clip	60	6	5	540	115	15	-
A2020-4036	Single With Offset Lacing Eye	52	6	-	540	115	15	15
A2020F	Single With Fork Head	39	6	4	350	115	15	-
A2021HL	Single Multi Function With High Load Sheave	35	6	-	540	350	11.5	-
A2026HL	Cheek Block High Load	45	6	-	350	350	21.3	-
A2021SC	Shackle Swivel Head	52	6	4	350	115	15.4	-
A2021F	Single Fork Head	48	6	4	350	115	15.2	-
A2021HK	Single With Fixed Hook	65	6	-	165	115	17.5	-



Part	Description	Length mm	Max Line Dia. mm	Breaking Load kg	MWL kg	Weight g
A2028	Back To Back	52	6	540	115	20
A2028HL	Back To Back High Load	52	6	540	300	32
A2029	Linked Singles	70	6	540	115	21.8
A2020-30	Linked 20 and 30 Singles	80	6/8	540	115	36.8



Part	Description	Length mm	Max Line Dia. mm	Shackle Pin mm	Breaking Load kg	MWL kg	Weight g
A2022	Double	48	6	-	600	225	31.6
A2022HL	Double High Load	48	6	-	600	325	42
A2022Tii	Tii-On Double	29	6	-	600	225	15.6
A2022F	Double Fork Block	51	6	5	600	225	15.5
A2022A	Articulating Double	48	6	-	600	225	29.1
A2023	Double With Becket	59	6	-	600	225	33.5



Part	Description	Length mm	Max Line Dia. mm	Shackle Pin mm	Breaking Load kg	MWL kg	Weight g	Fixing Hole Centres mm
A2022LZ	Double Stand Up Fixed	53	6	-	600	225	34	28
A2022SC	Double With Swivel	56	6	4	350	225	35	-
A2023HK	Double With Becket And Hook	110	6	-	600	225	60.2	-
A2023SHK	Double With Swivel Hook	-	6	-	500	225	35	-
A2126M	Double Composite Cheek	33	6	-	540	225	35	18
A5849	Deck Mounting Plate With 2 A2021F	51	6	4	350	115	50	25



Part	Description	Length mm	Max Line Dia. mm	Shackle Pin mm	Breaking Load kg	MWL kg	Weight g	Fixing Hole Centres mm
A2024	Triple	50	6	-	650	320	47.9	-
A2024HL	Triple High Load	50	6	-	650	400	63	20
A2024F	Triple With Fork	51	6	5	650	320	48	-
A2025	Triple With Becket	66	6	-	650	320	52.9	-
A2024A	Articulating Triple	50	6	-	650	320	42.9	-



Part	Description	Length mm	Max Line Dia. mm	Shackle Pin mm	Breaking Load kg	MWL kg	Weight g
A2024-677	Triple With Inverted Cleat	55	6	-	650	320	86.9
A2025-677	Triple, Inverted Cleat & Becket	66	6	-	650	320	86.9
A2027	Triple, Cleat & Becket	75	6	-	650	320	86.9
A2027NB	Triple With Extended Cleat	75	6	-	650	320	98



Part	Description	Length mm	Max Line Dia. mm	Shackle Pin mm	Breaking Load kg	MWL kg	Weight g	Fixing Hole Centres mm
A2121	Single Through Deck	54	6	-	350	105	10.8	42
A2121HL	Single Through Deck Block With Steel Sheave	54	6	-	400	-	10.8	42
A2122	Double Through Deck	60	6	-	350	105	20	64
A2122HL	Double Through Deck Block With Steel Sheave	75	6	-	350	-	20	63
A2123	Flip Flop Block	-	5	-	350	105	19	16
A4251	Single Through Deck	32	6	-	400	105	30	25 x 24
A2124	Upstand Block	31	8	-	550	115	20.6	22



Part	Description	Length mm	Max Line Dia. mm	Shackle Pin mm	Breaking Load kg	MWL kg	Weight g	Fixing Hole Centres mm
A4710	Lightweight Stand Up Single	37	6	-	350	105	19	26
A2026-PROFIX	Cheek Adaptor For A2021	-	-	-	-	-	3.8	-
A5404S	Shackle Head For A2021	15	-	4	780	-	4.4	-
A2123-77	Flip Flop Block With A.77 Cam Cleat	71.72	5	-	350	100	86	16
A2123-677	Flip Flop Block With A.677 Cam Cleat	71.72	5	-	350	80	78	16

## 30mm Dynamic Blocks

Allen 30mm Dynamic Blocks use the same high quality dynamic bearing, materials and precision engineering as our 20mm Dynamic Block range. Our high strength and rope friendly stainless steel ultra-strap makes them amongst the strongest and most reliable ball bearing blocks in their class. The range is available with different types of accessories including lacing eyes, hooks, swivels and cleats. The range also features a central rivet that provides great options as a tie on becket. You'll find a 30mm block to suit most control line applications on dinghies and keelboats.



*"Perfect for the 49er mainsheet system, I wouldn't use anything else"*  
 Dylan Fletcher - 49er Gold Medalist

# 30mm

**Dynamic Bearings** - Twin rows of stainless steel ball bearings running on a stainless steel axle provide superior rolling speeds and durability when compared to plastic alternatives.

**Ultra-Strap** - A stainless steel strap which holds the block together and provides a strong, reliable and rope friendly attachment point.

**Becket** - The hole through the middle of the block can be used as a tying off point (becket).

### KEY FOR LOAD RATING TABLE

**Maximum Working Load (MWL)**  
 If exceeded the block may not perform as designed.

**Breaking Load**  
 The load at which a major block failure is likely to occur.



Part	Description	Length mm	Max Line Dia. mm	Breaking Load kg	MWL kg	Weight g
A2030XHL-BLACK	Extreme High Load Black	43	8	1250	500	41
A2030XHL-BLUE	Extreme High Load Blue	43	8	1250	500	41
A2030XHL-GOLD	Extreme High Load Gold	43	8	1250	500	41
A2030XHL-ORANGE	Extreme High Load Orange	43	8	1250	500	41
A2030XHL-PURPLE	Extreme High Load Purple	43	8	1250	500	41
A2030XHL-SILVER	Extreme High Load Silver	43	8	1250	500	41



Part	Description	Length mm	Max Line Dia. mm	Shackle Pin mm	Breaking Load kg	MWL kg	Weight g
A2030	Single	49	8	-	750	140	26
A2030F	Single Fork Head With Removable Pin	56	8	5	450	140	31
A2030F-873	Single Fork Head With Kicker Key	77	8	5	450	140	40
A2030HL	Single High Load	49	8	-	800	300	39
A2030Tii	Single Tii-On	41.5	8	-	750	140	16
A2030TiiHL	Single Tii-On High Load	41.5	8	-	800	300	37



Part	Description	Length mm	Max Line Dia. mm	Shackle Pin mm	Breaking Load kg	MWL kg	Weight g	Hole Centres mm
A2030HLF	Single Fork Head With High Load Sheave	56	8	5	750	300	43	-
A2030HLF-873	Single High Load Dynamic Fork Head With SA.873	77	8	5	750	300	52	-
A2031	Single Multi Function	47	8	4	500	140	28	-
A2036	Cheek Block	59	8	4	500	140	35	-
A2036M	Composite Cheek Block	50	8	-	400	140	24	30
A2036MHL	Composite Cheek Block High Load	50	8	-	400	300	37	30

NEW COLOUR



Part	Description	Length mm	Max Line Dia. mm	Shackle Pin mm	Breaking Load kg	MWL kg	Weight g	Hole Centres mm
A2030SC	Swivel Block	67.97	8	4	450	140	36	-
A2031F	Single Fork Head	59	8	4	450	140	36	-
A2031SC	Single Swivel Fork	63	8	4	400	140	37	-
A2031XHL-873	Extreme High Load Block With A.873	48	8	-	1000	500	55	-
A9030	TiiTAN Block	40	8	-	1250	500	29	-
A9031-873	TiiTAN Block ILCA Vang Block	48	8	5	1000	500	43	-



Part	Description	Length mm	Max Line Dia. mm	Shackle Pin mm	Breaking Load kg	MWL kg	Weight g	Hole Centres mm
A2030SHK	Single With Swivel Hook	70	8	-	450	140	35	-
A2030LZ	Stand-Up Fixed	59	8	-	500	140	30.2	34
A2039FIDDLE	Single With Fiddle	85	8	4	600	140	47	-
A2039-CAM	Single With Fiddle And Cleat	89.31	6	4	600	140	86.2	-
A2039-CAM-LDC	Single With Fiddle, Cleat and Hook	100	6	-	600	140	86	-




Part	Description	Length mm	Max Line Dia. mm	Shackle Pin mm	Breaking Load kg	MWL kg	Weight g
A2032A	Articulating Double	63	8	-	1250	280	61.6
A2032	Double	63	8	-	1250	280	72
A2032HL	Double High Load Sheave	63	8	-	1250	450	87
A2032Tii	Double Tii-On	41.5	8	-	1100	280	48
A2032TiiHL	Double Tii-on High Load	41.5	8	-	1100	300	60
A2033	Double With Becket	76	8	-	1250	280	77



Part	Description	Length mm	Max Line Dia. mm	Shackle Pin mm	Breaking Load kg	MWL kg	Weight g
A2136M	Double Composite Cheek	50	8	-	400	280	36.6
A2136MHL	Double High Load Composite Cheek	50	8	-	400	300	57.6
A2034A	Articulating Triple	63	8	-	1750	490	82.2
A2034	Triple	63	8	-	1750	490	103
A2034HL	Triple High Load	63	8	-	1750	650	132
A2035	Triple With Becket	83	8	-	1750	420	114



Part	Description	Length mm	Max Line Dia. mm	Shackle Pin mm	Breaking Load kg	MWL kg	Weight g
A2036-PROFIX	Cheek Adaptor For A2031	-	-	-	-	-	3.8
A5405S	Shackle Head For A2031	19	-	5	1250	-	9



Part	Description	Length mm	Max Line Dia. mm	Shackle Pin mm	Breaking Load kg	MWL kg	Weight g
A2030R2	Two Singles On Ring	-	8	-	750	140	82.5
A2030R3	Three Singles On Ring	-	8	-	750	140	108.5



Part	Description	Length mm	Max Line Dia. mm	Shackle Pin mm	Breaking Load kg	MWL kg	Weight g
A2034-676	Triple With Inverted Cleat	65	8	-	1750	490	193
A2035-676	Triple, Becket And Inverted Cleat	83	8	-	1750	490	200
A2037	Triple, Cleat & Becket	83	8	-	1750	490	208



# 30mm

30MM BLOCKS



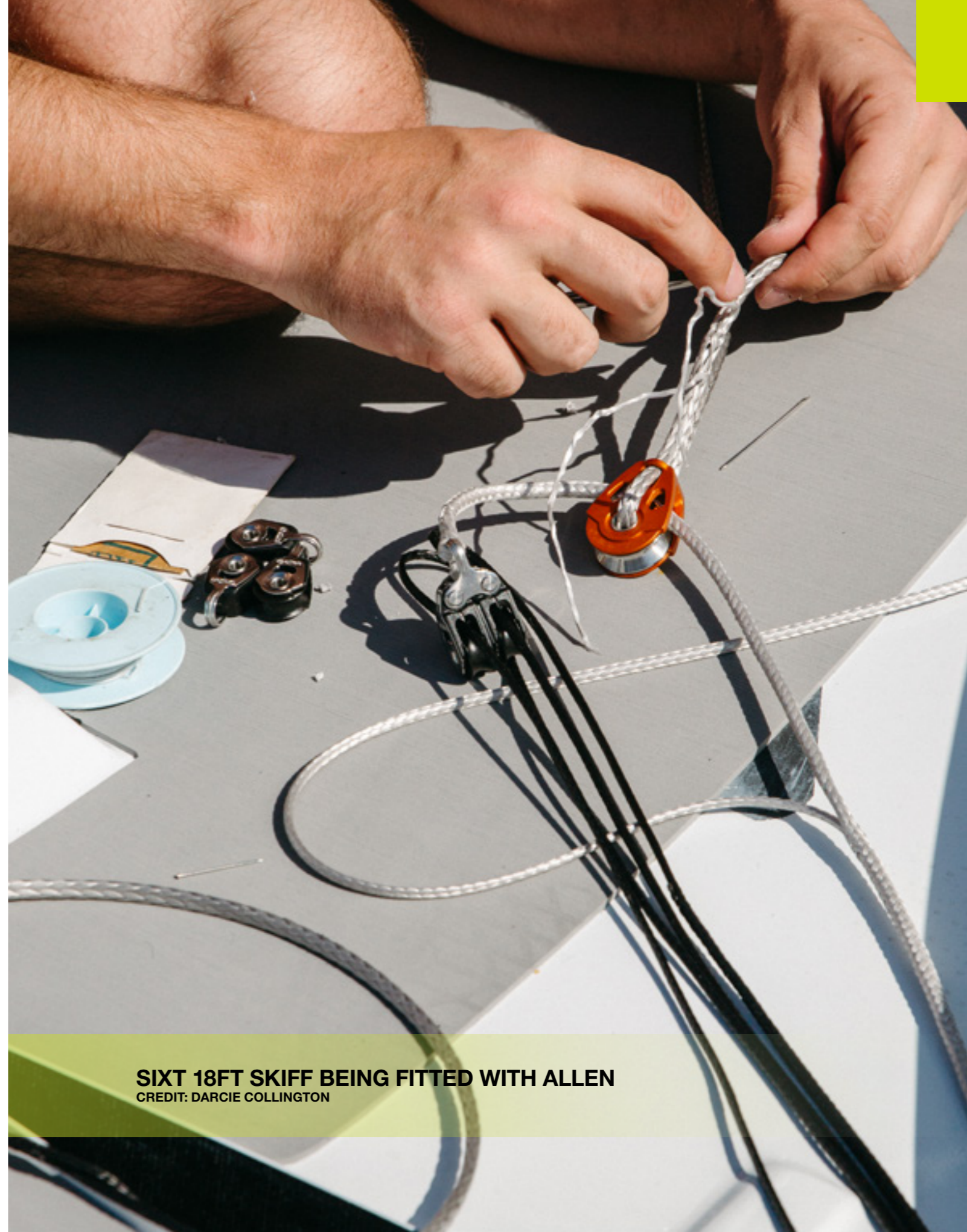
Part	Description	Length mm	Max Line Dia. mm	Shackle Pin mm	Breaking Load kg	MWL kg	Weight g
A2038	Back To Back	78	8	-	750	140	49
A2038HL	Back To Back High Load	78	8	-	750	600	76
A2039	Linked A2030 Blocks	94	8	-	750	140	52



Part	Description	Length mm	Max Line Dia. mm	Shackle Pin mm	Breaking Load kg	MWL kg	Weight g	Hole Centres mm
A2131	Single Through Deck	47	8	-	500	140	25.6	60
A2131HL	Single Through Deck Block With Steel Sheave	47	8	-	500	-	25.6	60
A2132	Double Through Deck	77	8	-	500	140	45	90
A2132HL	Double Through Deck Block With Steel Sheave	77	8	-	500	-	-	-



Part	Description	Length mm	Max Line Dia. mm	Shackle Pin mm	Breaking Load kg	MWL kg	Weight g	Hole Centres mm
A2133	Flip Flop Block	-	6	-	700	140	53	20
A2133-677	Flip Flop Block With A.677 Cleat	-	6	-	700	140	119	20
A2133-77	Flip Flop Block With A..77 Cleat	-	6	-	700	140	128	20
A2134	Upstand Block	39	6	-	600	115	140	28.60



**SIXT 18FT SKIFF BEING FITTED WITH ALLEN**  
CREDIT: DARCIE COLLINGTON

# Plain Bearing Blocks

## Plain Bearing Blocks

Plain bearing blocks offer good static loading capabilities at a low weight and cost. They are the ideal choice for slow moving systems. Made using recycled materials and featuring a grey sheave to differentiate them from the dynamic block range. Available in 20mm and 30mm sheave sizes.

**Plain Bearing** – Recycled plastic sheave which spins around a stainless steel axle.

**Ultra-Strap** – A stainless steel strap which holds the block together and provides a strong, reliable and rope friendly attachment point.


**Becket** – The hole through the middle of the block can be used as a tying off point (becket).



This range uses

**100%**

recycled plastic



### KEY FOR LOAD RATING TABLE

**Maximum Working Load (MWL)**  
Does not apply for plain bearing blocks.

**Breaking Load**  
The load at which a major block failure is likely to occur.

Part	Description	Length mm	Max Line Dia. mm	Breaking Load kg	Weight g	Sheave Dia. mm	Fixing Hole Centres mm
20mm A2020P	Single	37	6	540	10	20	-
A2020P-4035	Single With P-Clip	62.4	6	540	13.9	20	-
A2020P-4036	Single With Lacing	52	6	540	13.9	20	15
A2026P	Single Cheek	45	6	350	14.2	20	-
A2020PSC	Single With Swivel	54.82	6	350	18	20	-
A2020PSHK	Single With Swivel	57.7	6	350	17.9	20	-
A2020PTi3	Plain Bearing Ti3-On	29	6	540	7	20	-
A2020PTii	Tii-On	29	6	540	7	20	-
A2021P	Single Multi-Function Single	35	6	350	10.4	20	-
A2021PHK	Single With Hook	65.5	6	165	16.4	20	-
A2022P	Double	47.6	6	500	29.4	20	-
A2022PSHK	Plain Bearing Double With Swivel Hook	57.7	6	500	32	20	-
A2023P	Double With Becket	59	6	500	31.2	20	-
A2024P	Triple	50.1	6	650	44.6	20	-
A2025P	Triple With Becket	66	6	650	49.6	20	-
A2020PLZ	Single Stand Up Fixed	43	6	540	14.3	20	27
A2121P	Through Deck Single	54	6	400	10.8	20	42
A2122P	Plain Bearing Double Through Deck Block	75	6	350	20	20	63



Part	Description	Length mm	Max Line Dia. mm	Breaking Load kg	Weight g	Sheave Dia. mm	Fixing Hole Centres mm
30mm A2030P	Single	49	8	750	23	30	-
A2030PF	Single With Fork Head and Removable Pin	56	8	600	28	30	-
A2030PF-873	Single With Fork Head and Vang Key	77	8	600	37	30	-
A2036P	Single Cheek	58.7	8	500	32	30	-
A2030PSC	Single With Swivel	67.97	8	600	33	30	-
A2030PSHK	Single With Swivel Hook	70.4	8	450	32	30	-
A2031P	Single Multi-Function	46.6	8	750	25	30	-
A2032P	Double	64	8	1250	66	30	-
A2033P	Double With Becket	76	8	1250	71	30	-
A2034P	Triple	62.6	8	1750	94	30	-
A2035P	Triple With Becket	82.5	8	1750	105	30	-
A2030PLZ	Single Stand Up Fixed	59	8	500	27.2	30	-
A2131P	Plain Bearing Single Through Deck Block	47	8	500	25.6	30	60
A2132P	Double Through Deck Block	104	8	500	45	30	60

# High Load Blocks

# TiiTAN & XHL

## High Load Blocks

High Load Blocks fit between the standard dynamic range and the XHL range. The blocks feature a stainless-steel sheave which runs on a double race of stainless-steel ball bearings. By utilising a stainless-steel sheave with a slight V shape profile, the Allen High Load range offers the ability to be paired with both wire and Dyneema®. This design also reduces deformation of the sheave under high static loads. These combinations result in less friction, higher working loads, better performance and durability over the acetal sheave Dynamic Block range.

## TiiTAN

The TiiTAN Block is a further development from our XHL range. Weighing in at only 28 grams makes the TiiTAN the lightest and strongest 30mm ball bearing pulley available on the market. This is an incredible 30% weight reduction when compared to the 30mm XHL block.



Find out more by scanning the QR code

HIGH LOAD BLOCKS



### 20mm


Part	Description	Length mm	Max Line Dia. mm	Shackle Pin mm	Breaking Load kg	MWL kg	Weight g	Sheave Dia. mm
A2020HL	Single High Load	37	6	-	540	250	17.5	20
A2020HL-4036	Single High Load With Lacing Eye	52	6	-	540	250	21	20
A2022HL	Double High Load	48	6	-	600	325	42	20
A2024HL	Triple High Load	50	6	-	650	400	63	20
A2028HL	Back To Back High Load	52	6	-	540	300	32	20

### 30mm

A2030HL	Single High Load	49	8	-	800	300	39	30
A2030HLF	Single Fork Head With High Load Sheave	56	8	5	750	300	43	30
A2030TiiHL	Single Tii-On High Load	41	8	-	800	300	37	30
A2032HL	Double High Load Sheave	63	8	-	1250	450	87	30
A2032TiiHL	Double Tii-on High Load	41.5	8	-	1100	300	60	30
A2034HL	Triple High Load	63	8	-	1750	650	132	30
A2038HL	Back To Back High Load	78	8	-	750	600	76	30
A2036MHL	Composite Cheek Block High Load	50	8	-	400	300	37	30
A2136MHL	Double High Load Composite Cheek	50	8	-	400	300	57.6	30

### 40mm

A20401CHL	High Load Single Cheek	62	10	-	780	360	55	40
A20401HL	High Load Single With Swivel Head	83.38	10	4	780	360	75	40
A20401SRHL	Single High Load With Removable Ultra-Strap	64.50	10	-	700	360	63	40
A2040TiiHL	Single Tii-On High Load	58	10	-	800	360	40	40



### Features:

- Ceramic ball bearings for reduced friction in salt water.
- Titanium sheave for maximum weight reduction.
- Chamfered rope guide for soft attachment with two lashing holes.
- Upgraded XHL bearing system

TiiTAN BLOCK

## XHL

The XHL range has been designed to deal with extremely high loads without compromising on low load dynamic performance. This is achieved with our XHL bearing system which features twin rows of stainless steel ball bearings running on a stainless steel axle paired with a precision plain bearing washer. When the XHL range is exposed to extreme static loads, it changes to a plain bearing block. Stopping the ball bearings from getting damaged. As soon as the static load is reduced the XHL returns to a high-performing dynamic block.

### Features:

- Stainless steel ball bearings for long lasting performance.
- Stainless steel sheave with V profile, optimised for the fast running of rope without weakening the working load of the line.
- Aluminium side cheeks for a stronger and longer-lasting body which holds its shape under extreme loads.
- Available in six colours: Blue, Black, Silver, Gold, Orange, Purple.

The TiiTAN and XHL range is ideal for use in vang cascades and halyard or control line turning points where static loads can be extremely high but low load dynamic performance is required.

Part	Description	Breaking Load kg	MWL kg	Sheave Size mm	Length mm	Maximum Line Dia. mm	Weight g
A2020XHL	Extreme High Load Block	900	400	20	29	6	17
A2031XHL-873	Extreme High Load Vang Block With SA.873	1000	500	30	57	8	55
A2030XHL	Extreme High Load Block	1250	500	30	43	8	41
A2040XHL	Extreme High Load Block	1500	650	40	54	8	71
A9031-873	TiiTAN Vang Block With SA.873	1000	500	30	69	8	43
A9030	TiiTAN Block	1250	500	30	40	8	28



A2020XHL

A2031XHL-873

A2030XHL

A2040XHL

A9031-873

A9030

# 40mm

# 40mm

## 40mm Dynamic Blocks

Allen 40mm dynamic blocks are made from high-strength, lightweight glass-loaded nylon and feature dynamic bearings. The result is a high-performance block range suitable for keelboats and dinghies.

**Dynamic Bearings** - Twin rows of stainless steel ball bearings running on a stainless steel rail provide superior rolling speeds and durability when compared to plastic alternatives.

**Swivel Shackle Attachment** - Double, triple, and quadruple sheave variations all come with a lockable swivel shackle attachment. The shackle can be locked in 90-degree orientations. Alternatively, remove the shackle lock and allow the block to rotate freely.

**Adjustable Cleat Arms** - Single, double and triple sheave options are available with aluminium ball-bearing cam cleats mounted via an adjustable arm. The arm can be adjusted to suit your sheeting angle by simply loosening the nut and bolt through the centre of the block, loosening the side plates and retightening everything at the required angle.



ATii-LOCK-40



Part	Description	Breaking Load kg	MWL kg	Length mm	Max Line Dia. mm	Shackle Pin mm	Fixing Hole mm	Weight g
A2040Tii	Single Tii-On	800	180	58	10	-	-	34.5
A2040TiiHL	Single Tii-On High Load	800	340	58	10	-	-	40
A2040XHL	Extreme High Load	1500	650	54	8	-	-	71
A20401	Single With Swivel Head	780	240	83.38	10	4	-	54
A20401HL	High Load Single With Swivel Head	780	360	83.38	10	4	-	75
A20401-77	Single With A..77 Cleat	750	80	83.38	6	4	-	120
A20401B	Single With Becket	780	240	99.88	10	4	-	58
A20401B-77	Single With Becket And A..77 Cleat	780	80	99.88	6	4	-	123
A20401BF	Single With Becket And Fiddle	780	240	126.88	10	4	-	73
A20401BF-77	Single With Becket, Fiddle And A..77 Cleat	780	80	126.88	6	4	-	139
A20401BFH	Single With Becket, Fiddle And Hook	540	240	153	6	4	-	92
A20401BFH-77	Single With Becket, Fiddle, Hook And A..77 Cleat	540	80	153	6	4	-	171
A20401C	Single Cheek	780	240	62	10	-	35.50	34
A20401CHL	High Load Single Cheek	780	360	62	10	-	35.50	55
A20401CB	Single Cheek With Becket	780	240	73	10	-	62.5 x 14.6	42
A20401F	Single With Fiddle	780	240	108.38	10	4	-	68
A20401F-77	Single With Fiddle And A..77 Cleat	780	80	108.38	6	4	-	134
A20401FH	Single With Fiddle And Hook	540	240	134.50	6	4	-	87
A20401FH-77	Single With Fiddle, Hook And A..77 Cleat	540	80	134.50	6	4	-	153
A20401H	Single With Hook	540	250	109	10	-	-	73
A20401S	Single With Ultra-Strap	700	240	64.5	10	-	-	40
A20401SR	Single With Removable Ultra-Strap	700	240	64	10	-	-	42
A20401SRHL	Single High Load With Removable Ultra-Strap	700	360	64	10	-	-	63
A20401S-2030	40 & 30mm Linked Singles	780	140	108	8	-	-	65
A20401SLZ	Single Stand Up	700	240	74	10	-	36.25	47
A20402	Double	1150	500	93.55	10	5	-	102
A20402B	Double With Becket	1150	500	110.05	10	5	-	113
A20403	Triple	1400	750	93.35	10	5	-	161
A20403-77	Triple With A..77 Cleat	1400	750	93.35	6	5	-	239
A20403B	Triple With Becket	1400	750	110.05	10	5	-	165
A20403B-77	Triple With Becket And A..77 Cleat	1400	750	110.05	6	5	-	242
A20404	Quad	1400	750	95.05	10	5	-	213
ATii-LOCK-40	Tii-Lock-40 - Tii-On Attachment Accessory	-	-	-	-	-	-	2

### Dynamic

A2040Tii



Acetal sheave with stainless steel ball bearings running on a stainless steel rail. Best for standard dynamic systems.

### High Load

A2040TiiHL



Stainless steel sheave, bearings and rail. Even less friction compared to dynamic block and great for high static loads.

### XHL

A2040XHL-BL



Stainless steel sheave with XHL bearing technology and aluminium body. Great frictionless performance at low loads and able to withstand extreme static loads.

40MM BLOCKS

40MM BLOCKS



# 50 & 60mm

# 50 & 60mm


## 50 & 60mm Dynamic Blocks

This range of dynamic blocks offer low friction performance in a lightweight body. Ideal for fast-running control lines and sheets on keelboats, as well as more demanding applications such as backstay purchase systems. Also, a great choice for high-performance catamarans.

**Swivel Lock** - Single variations feature a built in swivel lock switch, located at the head of the block. Multi sheave options feature a removable swivel lock moulding.

**Dynamic Bearings** - Twin rows of stainless steel ball bearings running on a stainless steel rail provide superior rolling speeds and durability. Great for fast running lines.

**Becket** - The hole through the middle of the block can be used as a tying off point (becket).



### KEY FOR LOAD RATING TABLE

**Maximum Working Load (MWL)**  
If exceeded the block may not perform as designed.

**Breaking Load**  
The load at which a major block failure is likely to occur.

A2050 ACTUAL SIZE



Part	Description	Length mm	Max Line Dia. mm	Shackle Pin mm	Breaking Load kg	MWL kg	Weight g	Hole Centres mm	Sheave Dia. mm
A2050	Single	98.63	10	4	900	300	73	-	50
A2060	Single	117.36	12	5	1000	500	113	-	60
A2050Tii	Single Tii-On	72	10	-	900	300	61	-	50
A2060Tii	Single Tii-On	84	10	-	1400	700	91	-	60
A2050C	Single Cheek Block	96	10	-	900	300	80	51	50
A2060C	Single Cheek Block	115	12	5	1000	500	149	60	60
A2052	Double	108.35	10	4	950	450	148	-	50
A2062	Double	130	12	5	1250	600	255	-	60
A2053	Double With Becket	123.75	10	4	950	450	160	-	50
A2063	Double With Becket	148	12	5	1250	600	271	-	60



Part	Description	Length mm	Max Line Dia. mm	Shackle Pin mm	Breaking Load kg	MWL kg	Weight g	Sheave Dia. mm
A2058	Triple With Ratchet And Adjustable Cleat	120	10	4	950	470	394	50
A2068	Triple With Ratchet And Adjustable Cleat	143	12	5	1250	600	535	60
A2159	Quint With Ratchet And Adjustable Cleat	136	10	5	950	470	503	50
A2169	Quint With Ratchet & Adjustable Cleat	148	12	6	1250	600	749	60



A2054  
"strong, reliable and super smooth!"  
Jake Cookson

Part	Description	Length mm	Max Line Dia. mm	Shackle Pin mm	Breaking Load kg	MWL kg	Weight g	Sheave Dia. mm
A2054	Triple	108.35	10	4	950	470	190	50
A2064	Triple	130	12	5	1250	600	353	60
A2054HK	Triple With Hook	140	10	4	950	470	227	50
A2055	Triple With Becket	123.75	10	4	950	470	223	50
A2065	Triple With Becket	148	12	5	1250	600	397	60



Part	Description	Length mm	Max Line Dia. mm	Shackle Pin mm	Breaking Load kg	MWL kg	Weight g	Sheave Dia. mm
A2056	Quad	108.35	10	5	950	470	269	50
A2066	Quad	130	12	5	1250	600	443	60
A2057	Quad With Becket	123.75	10	5	950	470	274	50
A2067	Quad With Becket	148	12	5	1250	600	456	60
A2059	Quint	100	10	5	950	470	323	50
A2069	Quint	130	12	6	1250	600	549	60
A2069B	Quint With Becket	150	12	6	1250	600	555	60

50 & 60MM BLOCKS

50 & 60MM BLOCKS

# Snatch Blocks

## Snatch Blocks

Allen Snatch Blocks feature the same dynamic bearing technology as our 30 and 40mm dynamic ranges. Our snatch blocks have an easy to use mechanism for opening and closing the cheeks making them the perfect choice for any application where attaching and releasing from control lines is important.

# High Roller Blocks

## High Roller Blocks

High performance blocks designed for high stakes sailing.

Lightweight aluminium side cheeks encapsulate an aluminium sheave, which free spins on roller bearings and side load ball bearings.

Easily unassembled and serviced to give longer lasting high performance.

Ideal for fast running and highly loaded lines on big boats. Applications such as: mainsheets, runners, halyards, spinnaker systems, jib sheets and control lines.



SNATCH BLOCKS

HIGH ROLLER BLOCKS



Part	Description	Length mm	Max Line Dia. mm	Breaking Load kg	MWL kg	Sheave Dia. mm	Weight g
A1375	Snatch Block	76	6 - 10	700	200	40	95
A1375-A4102	Snatch Block With Swivel	76	6 - 10	700	200	40	95
A1375-S	Snatch Block With Additional Small Sheave	80	10	700	200	40 & 16	93.5
A1376	Snatch Block With Snap Shackle	76	6 - 10	700	200	40	203
A1377	Snatch Block With No Keeper Mechanism	76	6 - 10	700	200	40	94
A1378	Back To Back Snatch Blocks With Swivel	76	6 - 10	700	200	40	373
A4475	Snatch Block No Keeper	53	5 - 6	350	140	30	28

## A9040

This is the smallest block available on the market which features a high load two-stage roller bearing system. Roller (needle) bearings take the main loads of the sheave and offer great sheave rolling speeds at high loads. The side load ball bearings cater for any off-centre loading and minimise friction further.

## A9060

The 60mm high roller block features caged roller (needle) bearings. The cage keeps the rollers spread evenly around the sheave whilst also stopping the rollers from rubbing together. This reduces friction and allows for faster rolling speeds. The side load ball bearings cater for any off-centre loading and minimise friction further.



Part	Description	Breaking Load kg	Length mm	Max Line Dia. mm	MWL kg	Sheave Dia. mm	Weight g	Hole Centres mm
A9040	Single Tii-On High Roller	2000	55	10	800	40	47	-
A9060	Single Tii-On High Roller	4000	83	13	2000	60	132	-
SA9040	Servicing Kit For A9040	-	-	-	-	-	-	-
SA9060	Servicing Kit For A9060	-	-	-	-	-	-	-
L-CLS-M-300	Dyneema Cover Tii-Shackle For A9040	-	180	-	833	-	-	-
L-CLS-XXL-300	Dyneema Cover Tii-Shackle For A9060	-	250	-	1833	-	-	-



# Tii-On Range

## Tii-On Blocks

Our Tii-On Blocks feature a stainless steel loop at the head of the block. This gives our range maximum strength and reliability with minimal cheek separation when tied on and loaded up with a soft shackle. The stainless steel head loop also ensures the block stays in the right orientation when being used.



Part	Description	Length mm	Max Line Dia. mm	Breaking Load kg	MWL kg	Weight g
A2020Tii	Single Tii-On	29	6	540	115	8
A2022Tii	Double Tii-On	29	6	600	225	15.6
A2030Tii	Single Tii-On	41.5	8	750	140	16
A2032Tii	Double Tii-On	41.5	8	1250	280	48
A2040Tii	Single Tii-On	58	10	800	180	34.5
A2050Tii	Single Tii-On	72	10	900	300	61
A2060Tii	Single Tii-On	84	10	1400	700	91

## Tii-Shackles

This simple and easy attachment system will save weight and give you more options for attaching blocks. Tii-Shackles feature an adjustable loop to make attachment quick and easy. Perfectly designed for use with our Tii-On blocks and Pad-Tii ranges.



Part Number	Description	For Use With	Length mm	Diameter mm	Breaking Load kg	Weight g
A15100	Tii-Shackle	A2020Tii, A2020Tii3	100	1.5	200	0.6
A20120	Tii-Shackle	A2022Tii, A2030Tii	110	2	200	1
A20140	Tii-Shackle	A2030Tii, A2032Tii	140	2	200	1.1
A25145	Tii-Shackle	A2032Tii, A2040Tii	145	2.5	300	1.5
A30160	Tii-Shackle	A2050Tii	160	3	400	2.6
A30230	Tii-Shackle	A2050Tii, A2060Tii	230	3	400	3.4
A40200	Tii-Shackle	A2060Tii	200	4	600	5.4

## Dog Bones

Allen Dog Bones can be used in a variety of applications. Ideal for use with soft shackles as rope stops. CNC machined from aluminium our Dog Bones are extremely hard wearing. Available in 6 colours. Black, Blue, Gold, Silver, Purple and Orange.



Part Number	Description	Length mm	Maximum Outside Diameter mm	Minimum Outside Diameter mm	Rope Diameter mm	*Safe Working Load kg	*Breaking Load kg	Weight g
A8606	Dogbone	24	6	4	2 - 4	350	600	1
A8608	Dogbone	32	8	6	4 - 5	600	1100	3
A8610	Dogbone	36	10	6.5	5 - 6	900	1800	4.6
A8612	Dogbone	40	12	7	5 - 6	1400	2500	7
A8616	Dogbone	48	16	8	6 - 8	2000	3500	14

\*Estimated Loads

## High Load Thimbles

Thimbles are a great alternative to blocks when there is a need for high static load capabilities. Our high load thimbles come coated in Teflon to help reduce friction. Machined from aluminium and anodised in a choice of 6 colours, black, blue, silver, purple, gold and orange. Also available in stainless steel.



A..82-8  
A..82-10  
A..82-14



Part Number	Description	Inside Diameter mm	Depth mm	Maximum Working Load kg	Weight g
A..87-15	Aluminium Thimble	6	6	300	1
A..87-20	Aluminium Thimble	8	8	400	2
A..87-25	Aluminium Thimble	10	10	800	5
A..87-30	Aluminium Thimble	12	12	1000	7
A..87-35	Aluminium Thimble	15	14	1500	11
A..87-50	Aluminium Thimble	20	21	2000	40
A..87-75	Aluminium Thimble	28	31	2500	154
A..87-90	Aluminium Thimble	28	39	3000	289
A..82-8	Stainless Steel Thimble	8.1	5	150	0.5
A..82-10	Stainless Steel Thimble	9	6	250	2
A..82-14	Stainless Steel Thimble	14.2	8	300	1.5

## Pad-Tii

Pad-Tii's are a soft attachment deck fitting which are a great choice if you are looking to add an attachment point to a surface that is low profile and easy to thread rope around. To find out more go to page 63.



Part Number	Description	Fixing Hole Centres mm	Fixing Hole Depth Maximum mm	Fixing Hole Depth Minimum mm	Fixing Hole Diameter mm	Outside Diameter mm	Breaking Load kg	Maximum Working Load kg	Weight g
A8639-6	Pad-Tii	13	8	6	12.8	19	350	250	21
A8639-8	Pad-Tii	13	10	8	12.8	19	350	250	21
A8639-10	Pad-Tii	13	12	10	13	19	350	250	21
A8739-6	Pad-Tii	17	8	6	16	24	400	300	7
A8739-8	Pad-Tii	17	10	8	16	24	400	300	7
A8739-10	Pad-Tii	17	12	10	16	24	400	300	7
A8739-18	Pad-Tii	17	20	18	16	24	400	300	10
A881310	Pad-Tii Fixed Bar	13	10	4.5	12.8	19	350	250	8
A881610	Pad-Tii Fixed Bar	17	10	4.5	16	24	575	350	10
A82525	Pad-Tii Fixed Bar	25	25	5	25	38	1400	700	33

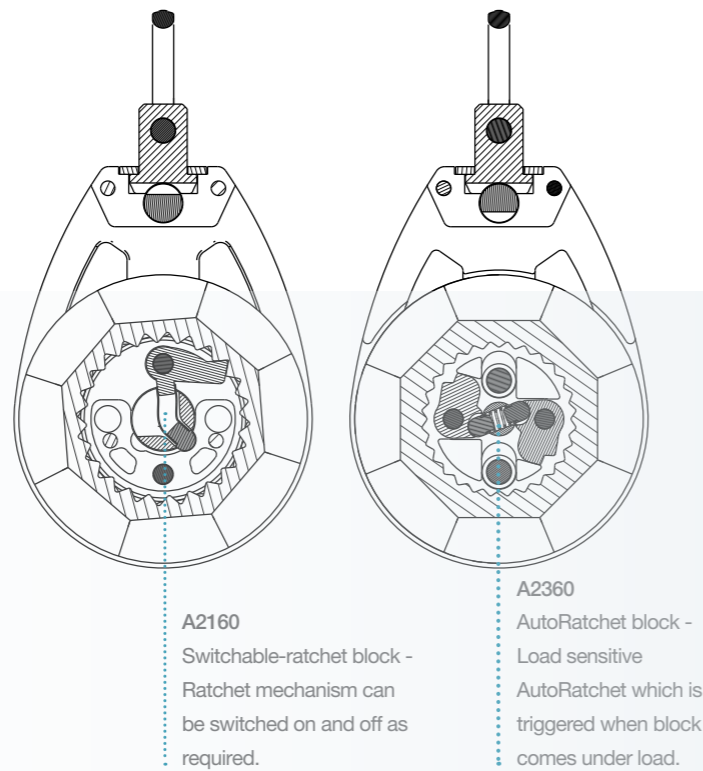
# Ratchet Blocks

## AutoRatchet

The Allen AutoRatchet Blocks were the first of their kind on the market some 30 years ago. Years of constant development, with the World's top sailors, has led us to the release of our X2 AutoRatchets. The new "X2" pawl system which incorporates two pawls into the mechanism ensures that the load is evenly shared between both pawls, this means that the block can withstand higher working loads while also increasing both the reliability and longevity. It also features the patented swivel head lock system which can be fixed in position, allowing for more setup options.

## Switchable Ratchet

Allen Switchable Ratchet Blocks can easily be switched on or off, even under load. The patented swivel head lock system can be fixed in position, allowing for more setup options. The sheave design gives high grip under load while allowing easy release when required.



## Wave Ratchet

The wave ratchet offers 20 to 40%\* more grip without adding any additional wear to the rope.

The most effective way to increase friction is to add sharp edges to the ratchet sheave, but this quickly deteriorates and wears away the rope. So, after working alongside leading rope manufacturers the Allen design team came up with a simple solution which improves grip without chewing away at your expensive rope.

The Wave Ratchet sheave has an offset V style grip, made from a hard-wearing recycled plastic nylon, which does not have sharp edges that will eat into the rope. Instead, by adjusting the V formation in the sheave to be slightly offset, the ratchet now grips the rope at additional points around the sheave, resulting in more grip. However, the new Wave Ratchet not only improves grip but as a result of the design it also allows for a less 'jumpy' feel when easing the sheets.

\*Depends on the type of rope in use with the sheave.



A2160WAVE

A2360WAVE

Part	Description	Sheave Dia. mm	Length mm	Max Line Dia. mm	Shackle Pin mm	Breaking Load kg	Trigger Load kg	MWL kg	Weight g
A2160WAVE	Pro-Ratchet With Wave Sheave	60	117.36	12	5	1000	-	275	110
A2360WAVE	X2 Wave AutoRatchet	60	117.36	12	5	1000	10	275	139



A2345  
"Perfect for our kite sheets. Turns on and off exactly when you want it to."  
Fynn Sterritt, 49er

Part	Description	Sheave Dia. mm	Length mm	Max Line Dia. mm	Shackle Pin mm	Breaking Load kg	Trigger Load kg	MWL kg	Weight g
A2140	Pro-Ratchet 40	40	81.78	6	4	475	-	120	40
A2345	X2 AutoRatchet	45	90	8	4	280	10	140	56
A2150	Pro-Ratchet 50	50	98.63	10	4	700	-	200	64.5
A2150C	Pro-Ratchet 50 With Cheek Adaptor	50	92	10	4	700	-	200	80
A2150FIDDLE	Pro-Ratchet 50 With Fiddle	50	127.63	10	4	700	-	200	80
A2160	Pro-Ratchet 60	60	117.36	12	5	1000	-	275	110
A2160C	Pro-Ratchet 60 With Cheek Adaptor	60	108	12	5	1000	-	275	139
A2160FIDDLE	Pro-Ratchet 60 With Fiddle	60	152.21	12	5	1000	-	275	139
A2360	X2 AutoRatchet	60	117.36	12	5	1000	10	275	139



A2169 & A2069  
"The Quint mainsheet system is really, really smooth"  
Laura Marimon, Nacra 17

Part	Description	Sheave Dia. mm	Length mm	Max Line Dia. mm	Shackle Pin mm	Breaking Load kg	MWL kg	Weight g
A2151	Pro-Ratchet With Becket & Cleat	50	125.09	10	4	700	200	64.6
A2058	Triple With Switchable Ratchet & Adjustable Cleat	50	120	10	4	950	470	394
A2159	Quint With Switchable Ratchet, Becket & Cleat	50	123.05	10	4	700	200	503
A2161	Single Switchable Ratchet With Becket & Cleat	60	143.2	12	5	1000	275	333
A2068	Triple With Switchable Ratchet, Becket & Cleat	60	145	12	5	1250	600	535
A2169	Quint With Switchable Ratchet, Becket & Cleat	60	148	12	6	1000	600	750
A.622	Spring Guard For Ratchets	-	-	-	-	-	-	2.5



# Flip Flop Blocks

# Deck Organiser

Flip flop blocks are designed to pivot around a central fixing point, this keeps the rope close to the deck, mast or boom whilst still allowing the block to articulate to the correct lead angle, ensuring friction stays as low as possible whilst still guiding the rope to where it needs to go.

## 20mm & 30mm Flip Flop Blocks



Part	Description	Breaking Load kg	Fixing Hole Centres mm	Fixing Hole Size mm	Max Line Dia mm	MWL kg	Sheave Size mm	Weight g
A2123	20mm Flip Flop Block	350	16	4	5	105	20	19
A2123-677	20mm Flip Flop Block With A.677 Cleat	350	16	4	5	80	20	78
A2123-77	20mm Flip Flop Block With A..77 Cleat	350	16	4	5	100	20	86
A2133	30mm Flip Flop Block	700	20	5	6	140	30	53
A2133-677	30mm Flip Flop Block With A.677 Cleat	700	20	5	6	80	30	119
A2133-77	30mm Flip Flop Block With A..77 Cleat	700	20	5	6	100	30	128
A4988X	Lightweight Flip Flop Cleat With Removable Sheave	170	85.5	5	6	100	30	108

## 40mm Flip Flop Blocks



Part	Description	Breaking Load kg	Fixing Hole Centres mm	Fixing Hole Size mm	Max Line Dia. mm	MWL kg	Sheave Size mm	Weight g
A2143	40mm Flip Flop Block	-	60.3	5	10	150	40	77
A2143-676	40mm Flip Flop Block with A.676 Cleat	-	60.3	5	10	150	40	210
A2143-76	40mm Flip Flop Block With A..76 Cleat	-	60.3	5	10	150	40	255

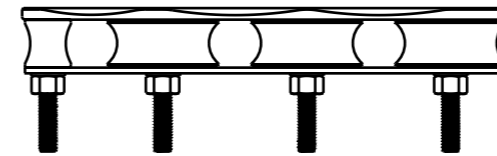
## Deck Organiser

Designed for leading control lines and halyards along a deck or coach roof. Made from marine grade aluminium and anodised black. Each item includes four bolts, nuts and washers. The non-sheave column can be used as a becket.

**Stackable** - Easily stacked to create a double height deck organiser. When stacked the upper organiser is rated to two-thirds of the max working and breaking load.

**Plain & Dynamic** - Available in either plain bearing for higher static loads (more suitable for winched applications) or dynamic bearing for lower loading, fast running applications.

**30-Degree Load Rating** - The deck organiser range is load rated based on a 30-degree turning angle around the sheave. A 30-degree turn on a sheave will have a load factor of 50% of the line load.



### KEY FOR LOAD RATING TABLE

Rated Based on a 30-Degree Turning Angle  
30-degree turns have a loading of 50% of the line load.

**Breaking Load**  
The load at which a major block failure is likely to occur.



A2423P A2433P A2443P A2424P  
A2423 A2433 A2443 A2424

Part	Description	Breaking Load kg	Bearing Type	Length mm	Max Line Dia. mm	MWL kg	Sheave Dia. mm	Number of Sheaves	Weight g
A2423P	20mm PB Triple Deck Organiser	1000	Plain	87	6	-	20	3	41
A2423	20mm DB Triple Deck Organiser	1000	Dynamic	87	6	500	20	3	41
A2424P	20mm PB Quad Deck Organiser	1000	Plain	112	6	-	20	4	58
A2424	20mm DB Quad Deck Organiser	1000	Dynamic	112	6	500	20	4	58
A2433P	30mm PB Triple Deck Organiser	1800	Plain	118	8	-	30	3	86
A2433	30mm DB Triple Deck Organiser	1400	Dynamic	118	8	600	30	3	86
A2443P	40mm PB Triple Deck Organiser	2000	Plain	170	16	-	40	3	208
A2443	40mm DB Triple Deck Organiser	700	Dynamic	170	16	700	40	3	208

FLIP FLOP BLOCKS

DECK ORGANISER

# Wire Blocks

## Wire Blocks

Specifically intended for use where wire or dyneema lines are subjected to low rotational, high loads. The range uses stainless-steel side cheeks to give maximum strength in the smallest form possible and a single row of caged stainless-steel ball bearings in the sheave. Available with different accessories including hooks, becket, swivels and shackles giving a whole range of choice to suit most applications.



Nick Evans - Optimist - Credit: Sportography TV



A4068



A4379HK-90 A4393 A4393HK A4479 A4993 AB1342




A4679 A4779 A4593 A4693 A4979

Part	Description	Sheave Dia. mm	Length mm	Max Line Dia. mm	Shackle Pin mm	Breaking Load kg	Weight g
A4379HK-90	Single With 90 Degree Hook	25	90	2 - 6	-	500	81
A4393	Single Fixed Head With Becket	25	59	2 - 5	5	750	31
A4393HK	Single Fixed Head And Becket With Hook	25	103	2 - 5	-	750	81
A4479	Single With Shackle	25	58	2 - 5	5	750	33
A4993	Single Clevis Pin Head	25	43	2 - 5	5	750	31
AB1342	Brass Sheaved Plain Bearing	20	37	6	-	540	-
A4679	Double Fixed Head	25	57	2 - 5	5	750	54
A4779	Double Fixed Head With Becket	25	70	2 - 5	5	750	60
A4593	Triple Fixed Head	25	57	2 - 5	5	750	78
A4693	Triple Fixed Head With Becket	25	70	2 - 5	5	750	84
A4979	Quad Fixed Head	25	51	2 - 5	5	750	89



A4568 A4668 A4569 A4669 A4570 A4670

Part	Description	Sheave Diameter mm	Length mm	Max Line Dia. mm	Shackle Pin mm	Breaking Load kg	Weight g
A4568	Single	16	29	2 - 4	4	400	11
A4668	Single With Becket	16	50	4	4	400	40
A4569	Double	16	40	2 - 4	4	400	25
A4669	Double With Becket	16	50	2 - 4	4	400	26
A4570	Triple	16	40	2 - 4	4	400	36
A4670	Triple With Becket	16	50	2 - 4	4	400	38



A4279 A4379 A4379HK

Part	Description	Sheave Diameter mm	Length mm	Max Line Dia. mm	Shackle Pin mm	Breaking Load kg	Weight g
A4279	Single Flared Cheek	25	41	2 - 7	5	750	44
A4379	Single Fixed Head	25	41	2 - 5	5	750	25
A4379HK	Single With Hook	25	105	2 - 6	-	500	81

### KEY FOR LOAD RATING TABLE

**Maximum Working Load (MWL)**  
If exceeded the block may not perform as designed.

**Breaking Load**  
The load at which a major block failure is likely to occur.



A4196 A4296 A4396



A4496 A4596 A4696 A4796 A4068

Part	Description	Sheave Dia. mm	Length mm	Max Line Dia. mm	Shackle Pin mm	Breaking Load kg	Weight g
A4196	Single Fixed Head	38	62	2 - 6	5	1000	71
A4296	Single With Shackle	38	74	2 - 6	5	1000	80
A4396	Single Fixed Head With Becket	38	80	2 - 6	5	1000	84
A4496	Double Fixed Head	38	74	2 - 6	5	1000	141
A4596	Double Fixed Head With Becket	38	93	2 - 6	5	1000	150
A4696	Triple Fixed Head	38	74	2 - 6	5	1000	195
A4796	Triple Fixed Head With Becket	38	93	2 - 6	5	1000	208
A4068	Optimist Sprit	16	55	2 - 4	4	400	20

WIRE BLOCKS

WIRE BLOCKS

# Classic Blocks

## V Cleat Blocks

Simple yet effective choice for many vang and cunningham setups. Available in stainless steel or die-cast aluminium and with different fixing accessories giving choices to suit most applications.



Part	Description	Sheave Dia. mm	Length mm	Max Line Dia. mm	Shackle Pin mm	Breaking Load kg	MWL kg	Weight g
A..93	Plain Bearing Single Sheave With Becket	26	79	6	5	620	310	39
A..93LZ	Plain Bearing Single Sheave With Becket & Key	26	86	6	5	620	310	40
A4265	V Cleat With Single Sheave & Becket	26	61	4	5	450	250	33

## Classic Dinghy Blocks

Manufactured from nylon and available with either a plain bearing system or ball bearing system. Originally used for the Laser® class mainsheet system they have also become the block of choice for many other dinghy mainsheet systems. Available in a black, grey and blue



Part	Description	Sheave Dia. mm	Length mm	Max Line Dia. mm	Breaking Load kg	MWL kg	Weight g
A.178	Single Plain Bearing	25	48	8	250	140	13
A.178BB	Single Ball Bearing	28	48	8	250	150	24
A.178-74	Single Plain Bearing With Inglefield Clip	25	69	8	250	140	23
A.178-74BB	Single Ball Bearing With Inglefield Clip	28	69	8	250	140	32
A.278	Single Plain Bearing	38	67	10	300	155	36
A.278BB	Single Ball Bearing	38	67	10	300	155	50
A.278-74	Single Plain Bearing With Inglefield Clip	38	86	10	300	155	45
A.278-74BB	Single Ball Bearing With Inglefield Clip	38	86	10	300	155	56
A.378	Single Plain Bearing With Becket	38	86	10	300	155	38
A.378BB	Single Ball Bearing With Becket	38	86	10	300	155	55
A.179BBO	Linked Singles Nylon Ball Bearing Blocks	28	98	8	250	150	30

**Stanchion Mounted Blocks** An inexpensive yet brilliantly simple solution for leading lines from the foredeck back to the cockpit



Part Number	Description	Length mm	Line Diameter mm	Bracket Diameter mm	Maximum Working Load kg	Breaking Load kg	Weight g
A.450	Stanchion Mounted Plain Bearing Block	94	14	25	200	280	69
A.450A	Stanchion Mounted Block With Removable Pin	94	14	25	200	280	69
A.455	Stanchion Mounted Fairlead With Stainless Bush	60	14	25	200	280	43

## KEY FOR LOAD RATING TABLE

**Maximum Working Load (MWL)**  
If exceeded the block may not perform as designed.

**Breaking Load**  
The load at which a major block failure is likely to occur.



## Lightweight Plain Bearing Blocks

Featuring 316 stainless steel sides and a variety of sheave material options and sizes. They provide a great budget solution to low movement applications that just need a simple yet attractive block.



Part	Description	Sheave Dia. mm	Length mm	Max Line Dia. mm	To Suit Shackle Pin mm	Breaking Load kg	Weight g
A4078	Single With Acetal Sheave	16	26	5	4	275	5
A4080	Single With Brass Sheave	16	26	5	4	275	10
A4081	Double With Acetal Sheave	16	30	5	4	275	10
A4181	Cheek With Acetal Sheave	16	30	5	4	275	6
A4093	Single With Becket And Acetal Sheave	25	54	8	5	400	23
A4178	Single With Acetal Sheave	25	41	8	5	400	13
A4178E	Single With Hook And Acetal Sheave	25	72	8	-	400	39
A4501	Through Deck Single With Acetal Sheave	16	16	5	-	275	7
A4601	Through Deck Single With Brass Sheave	16	16	5	-	275	13
A4301	Through Deck Double With Acetal Sheave	16	38	5	-	275	15
A4401	Through Deck Double With Brass Sheave	16	38	5	-	275	27

# Sheaves

Made from acetal resin, aluminium or stainless steel and featuring either stainless steel ball bearings or plain bearings, our sheaves come in a wide range of sizes and configurations to suit all applications. Ideal for replacing old or worn parts or building a custom fitting yourself. Breaking loads are very dependant on the axle fitting used.

SHEAVES

Part Number	Description	Diameter mm	Width mm	Bore mm	Weight g	Breaking Load Kg	Colour
A3342	High Load SS Sheave With Double Row Ball Bearing	20	11	4.5	12	540	-
A3342-XHL	XHL Cassette	20	11	4.5	11.2	900	-
A3343	High Load SS Sheave With Double Row Ball Bearing	28.5	13	7.5	26	800	-
A3343-XHL	XHL Cassette	28.35	13	7.25	27	1250	-
A4567	High Load SS Sheave With Single Row Ball Bearing	16	5	3.5	5	400	-
A4986-6	High Load SS Sheave With Single Row Ball Bearing	25	6	8	17	750	-
A4986-8	High Load SS Sheave With Single Row Ball Bearing	25	8	8.4	19	750	-
A4786-6	High Load SS Sheave With Single Row Ball Bearing	38	6	8	51	1000	-
A4786-8	High Load SS Sheave With Single Row Ball Bearing	38	8	8	55	1000	-
A4786-10	High Load SS Sheave With Single Row Ball Bearing	38	10	8	59.3	1000	-
A4886	Acetal Sheave With Double Row Ball Bearing	20	7	3	5	540	Grey
A4886-5	Acetal Sheave With Double Row Ball Bearing	20	8.2	5.2	3	540	-
A4886B	Acetal Sheave With Double Row Ball Bearing	20	7	3	3	540	Black
A4086	Acetal Sheave With Double Row Ball Bearing	28.2	11	5.1	9.8	700	Grey
A4086B	Acetal Sheave With Double Row Ball Bearing	28.2	11	5.1	9.8	700	Black
A3086	Acetal Sheave With Double Row Ball Bearing	38	12	5	16	800	Grey
A2086-4	20mm Dynamic Sheave	20	5	4.2	8	540	-
A2086-5	20mm Dynamic Sheave	20	8	5.5	5	540	-
A1086	Acetal Sheave With Double Row Ball Bearing	40	14	6	26	700	Grey
A1086B	Acetal Sheave With Double Row Ball Bearing	40	14	6	26	700	Black
A1086SP-B	Acetal Sheave With Double Row Ball Bearing	40	14	8	27	700	Black
A1886	Acetal Sheave With Double Row Ball Bearing	52	15	6.5	46	800	Grey
A..45	Acetal Sheave	15	6	6	0.5	-	-
A..86-6	Acetal Sheave	25	6	8	2	-	-
A..86-8	Acetal Sheave	26	8	8	2.5	-	-
A.220	Acetal Sheave	27	6	9	2	-	-
A..85	Acetal Sheave	36	6	8	5	-	-
A.150	Acetal Sheave	38	8	8	7	-	-
A.150-6	Acetal Sheave	38	6	8	7	-	-
A.119	Acetal Sheave	50	8	8	10	-	-
A.386	Nylon Cheek Block	27	8	8	9	-	-
A.612	Acetal Sheave	20	7	6	1	-	-
A.613	Acetal Sheave	27	10	8	2	-	-
A.614	Acetal Sheave	38	12	8	8	-	-
A..80A	Acetal Sheave Wide	27	18	10	4	-	-
A..80B	Acetal Sheave Wide	27	18	8	4	-	-

## Sheaves continued

Part Number	Description	Diameter mm	Width mm	Bore mm	Weight g	Breaking Load Kg	Colour
A.215	Acetal Sheave	38	12	8	9	-	-
A.216	Acetal Sheave	50	13	8	14	-	-
A.217	Acetal Sheave	74	13	9	26	-	-
A.219	Acetal Sheave	62	13	7.8	20	-	-
A..84	Aluminium Sheave	28	8	9	10	-	-
A.185	Aluminium Sheave	38	6	8	14	-	-
A..83	Aluminium Sheave	38	8	8	20	-	-
A.315	Aluminium Sheave	38	12	8	30	-	-
A..46	Brass Sheave	16	6	6	6.5	-	-

## Springs Stainless Steel

Our stainless steel springs are designed to be paired with our range of dynamic blocks. Available as a firm, soft or conical design to give the block the desired stand up stance you require.

Part	Description	Height mm	Inside Dia. mm	Outside Dia. mm	Weight g	Wire Diameter mm
A1034	Firm Stainless Steel	43.7	21.4	25.4	10	2
A4033	Soft Stainless Steel	43.2	22.6	25.4	16	1.4
A4034	Cone Shaped Stainless Steel	25	13.7	23.2	2	1.2

Below is a chart that shows the compatibility between the different styles of springs and block ranges.

Lacing eye	20mm range	30mm range	40mm range	50mm range	60mm range	A2345 ratchet	A2140 ratchet	A2150 ratchet	A4621 ratchet	A2160 ratchet	A2360 ratchet	A4093	A4178	27mm range	38mm range
A4073		✓	✓	✓	✓	✓	✓	✓	✓	✓	✓	✓		✓	✓
A4388		✓	✓	✓	✓	✓	✓	✓	✓	✓	✓	✓		✓	✓
A4488		✓	✓	✓	✓	✓	✓	✓	✓	✓	✓	✓		✓	✓
A5015		✓	✓	✓	✓	✓	✓	✓	✓	✓	✓	✓		✓	✓
A5015F		✓	✓	✓	✓	✓	✓	✓	✓	✓	✓	✓		✓	✓
A6050		✓	✓	✓	✓	✓	✓	✓	✓	✓	✓	✓		✓	✓
A1034		✓	✓	✓	✓	✓	✓	✓	✓	✓	✓	✓		✓	✓
A4073		✓	✓	✓	✓	✓	✓	✓	✓	✓	✓	✓		✓	✓
A4088		✓	✓	✓	✓	✓	✓	✓	✓	✓	✓	✓		✓	✓
A4388		✓	✓	✓	✓	✓	✓	✓	✓	✓	✓	✓		✓	✓
A4488		✓	✓	✓	✓	✓	✓	✓	✓	✓	✓	✓		✓	✓
A5015		✓	✓	✓	✓	✓	✓	✓	✓	✓	✓	✓		✓	✓
A5015F		✓	✓	✓	✓	✓	✓	✓	✓	✓	✓	✓		✓	✓
A5016		✓	✓	✓	✓	✓	✓	✓	✓	✓	✓	✓		✓	✓
A5016F		✓	✓	✓	✓	✓	✓	✓	✓	✓	✓	✓		✓	✓
A6050		✓	✓	✓	✓	✓	✓	✓	✓	✓	✓	✓		✓	✓
A4033		✓	✓	✓	✓	✓	✓	✓	✓	✓	✓	✓		✓	✓
A4073	✓	✓	✓			✓	✓						✓		
A4288	✓	✓	✓			✓	✓						✓		
A4388	✓	✓	✓			✓	✓						✓		
A5014	✓	✓	✓			✓	✓						✓		
A5014F	✓	✓	✓			✓	✓						✓		
A5015	✓	✓	✓			✓	✓						✓		
A5015F	✓	✓	✓			✓	✓						✓		
A6050	✓	✓	✓			✓	✓						✓		
A4034	✓	✓	✓			✓	✓						✓		

SPRINGS

# Cleat Tech Guide

The Allen Brothers were the original inventors of aluminium cam cleat, a product which represents a remarkable evolution in sailing hardware, enhancing the efficiency and control of sailboat operations, particularly in demanding high-load situations and competitive racing scenarios.

## Types of Cam Cleats

### Aluminium Ball Bearing Cam Cleat

Aluminium cam cleats feature two rows of Delrin® ball bearings strategically placed within the cleat's mechanism. When tension is applied to the line, the ball bearings facilitate the rotation of the cam, allowing it to engage or release the line with minimal friction. This design results in an exceptionally smooth and responsive action, making adjustments fluid and effortless.

The aluminium jaws are extremely hard wearing and strong. Aluminium cam cleats are better suited to higher loading applications and are suitable for both dinghies and yachts.

### Allenite Plain Bearing Cam Cleat

Allenite is a proprietary material we have developed specifically for low weight and good heat dissipation to increase wear resistance over standard acetals.

Allenite plain-bearing cam cleats are a more budget-friendly option than the aluminium ball-bearing equivalent. Ideal for sailors who want reliable line control without investing in higher-priced hardware.

These cam cleats are well-suited for moderate-load applications. If the sailing activities involve lines that don't experience extremely high tension or loads, an Allenite cam cleat can provide sufficient grip and control whilst being lighter and more compact than their aluminium ball-bearing counterparts.

The Allenite plain-bearing cam cleats have a simpler internal mechanism, which can make maintenance and cleaning easier. Sailors who prefer straightforward maintenance routines might appreciate the simplicity of these cleats.

## Servicing

Wash cam cleats on your boat with fresh water after sailing. This helps remove any salt, grit or sand from the internal mechanism. Ensuring your cam cleat will operate smoother for longer.

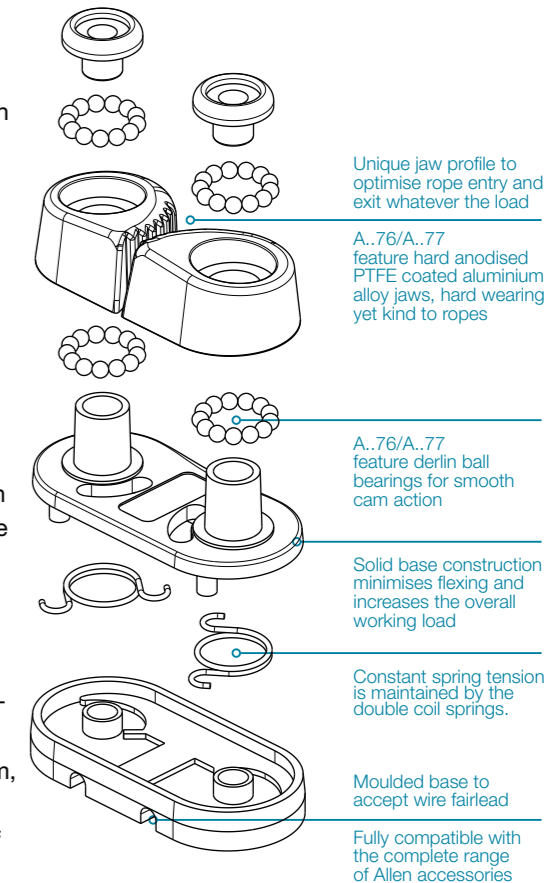
Both Aluminium and Allenite cam cleats are serviceable. Scan the QR code to watch the how to service video.

## Working Loads

Usually, you would expect to see a Breaking Load and a Maximum Working Load for a Cam Cleat, However, Allen Cam Cleats do not have a breaking load, due to the nature of their design.

The breaking load is as you would expect, the load at which the product breaks. But, due to the profile of the cam cleat jaw, it typically isn't possible to reach a "breaking load". When the load of the rope exceeds the stated working load of the cam cleat, the rope will slip upwards until it pops out of the cleat. The cam cleat will remain undamaged, and once the load on the line has been reduced it can be cleated again.

Therefore, our cam cleats only have a maximum working load – the load at which the rope pops out of the cleat.



## CAM CLEATS

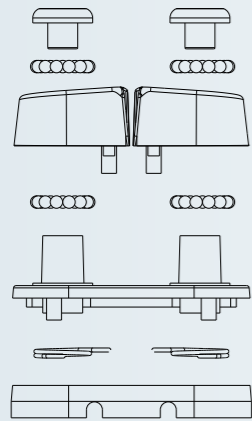
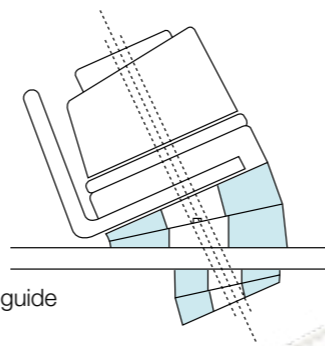
The Allen Brothers invented the original cast aluminium cam cleat back in the 60's. Over the years we have made small tweaks to the shape of the jaws to suit modern rope and usage. We have also developed 'Allenite' a proprietary material specifically for low weight and good heat dissipation to increase wear resistance over standard acetals.

# Cam Cleats

## Cam Cleats

Allen cam cleats have had more than 50 years of meticulous R&D to perfect their design. The jaw profile is optimized for easy rope entry and exit which results in a smooth cleating action.

Both Aluminium and Allenite cam cleats work with the vast range of accessories which are designed to help guide rope in or out of the cam cleat jaws.



A..76  
A..77

A..76-496  
A..77-497

A.676  
A.677

A.676-496  
A.677-497

A5848



A5861

Part	Description	Line Size mm	Fixing Hole Centres mm	Height mm	Weight g	Fixing Hole Size mm	MWL kg
A..76	Ball Bearing Cam Cleat - Medium	4 - 10	38	29	63	5	150
A..77	Ball Bearing Cam Cleat - Small	2 - 6	28	22	29	4	100
A..76-496	Ball Bearing Cam Cleat With Mega Pro Lead - Medium	4 - 10	38	48	103	5	150
A..77-497	Ball Bearing Cam Cleat With Mega Pro Lead - Small	2 - 6	28	39	50	4	100
A.676	Alenite Cam Cleat - Medium	4 - 10	38	29	34	5	130
A.677	Alenite Cam Cleat - Small	2 - 6	28	22	22	4	80
A.676-496	Alenite Cam Cleat With Mega Pro Lead - Medium	4 - 10	38	48	74	5	130
A.677-497	Alenite Cam Cleat With Mega Pro Lead - Small	2 - 6	28	39	45	4	100
A5848	Laser Control Line Cleats With Base	2 - 6	67	56	141.9	5	100
A5861	Laser Lower Vang Unit	2 - 6	-	82	201.5	5	-

## Cam Cleat Accessories

Allen Cam Cleat Accessories are available to make sure you get the most from your Allen Cam Cleat. There is a range of cleat lifters, wedges and fairleads to ensure that the rope running through your cam cleat is as efficient as possible.



A.496  
A.497

A.396  
A.397

A.488  
A.588

A4761  
A4771

A.597

A1396  
A1397

A4665  
A4665-LOW  
A4675

A.193  
A.293

A.194  
A.294

A.993  
A.893

A.593  
A.493

A.762  
Part

A5847  
Description

Fixing Hole Centres mm

Use With

Weight g

Part	Description	Fixing Hole Centres mm	Use With	Weight g
A.496	Mega Pro-Lead Medium	38	A.676/A..76	40
A.497	Mega Pro-Lead Small	28	A.677/A..77	40
A.396	Pro-Lead Medium	38	A.676/A..76	35
A.397	Pro-Lead Small	28	A.677/A..77	35
A.488	Fairlead Small	28	A.67/A..77	2
A.588	Fairlead Medium	38	A.676/A..76	5
A4761	Through Deck Fairlead Medium	38	A.676/A..76	49
A4771	Through Deck Fairlead Small	28	A.677/A..77	22
A.597	Mainsheet Roller	38	A..76	97
A1396	Pro-Lead Wedge Medium	38	A.676/A..76	9
A1397	Pro-Lead Wedge Small	28	A.677/A..77	9
A4665	Stainless Steel Wire Under Fairlead Small	-	A.677/A..77	6
A4665-LOW	Stainless Steel Wire Under Fairlead Small And Low	-	A.677/A..77	-
A4675	Stainless Steel Wire Under Fairlead Medium	-	A.676/A..76	12
A.193	Cleat Lifter 15mm High	28	A.677/A..77	11
A.293	Cleat Lifter 22mm High	38	A.676/A..76	21
A.194	Cleat Lifter 8mm	28	A.677 / A..77	6
A.294	Cleat Lifter 10mm High	38	A.676/A..76	13
A.993	Cam Cleat Wedge Small	28	A.677/A..77	4
A.893	Cam Cleat Wedge Medium	38	A.676/A..76	4
A.593	Under Deck Cam Cleat Wedge Medium	38	A.676/A..76	-
A.493	Under Deck Cam Cleat Wedge Small	28	A.677/A..77	-
A.593-893	Wedge Kit Medium	38	A.676/A..76	12
A.493-993	Wedge Kit Small	28	A.677/A..77	7
A.762	Backing Plate	38	A..76 / A.676	-
A5847	Laser/ ILCA Cam Cleat Plate With Wire Fairleads	67	A.677	-

Scan the QR code for a guide to cam cleat accessories.

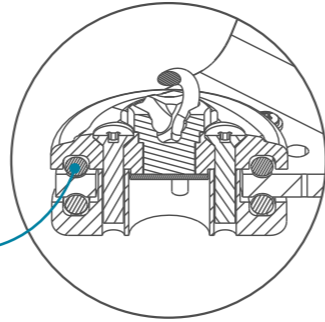


# Mainsheet Jammers

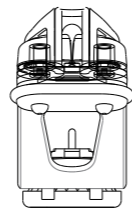
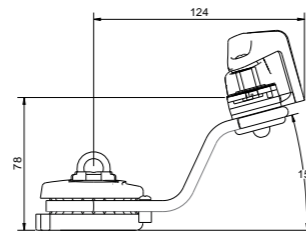
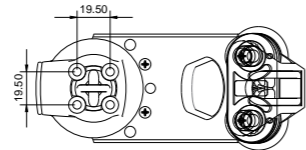
## Mainsheet Jammers

Allen Mainsheet Jammers have had many hours of research and development to give the best possible product. The range features our World leading cold forged bearing system which has a ball locating groove for smooth rotation whilst preventing the lateral movement of the arm. The angle and height of the cam cleat has been carefully designed to optimise mainsheet jamming and release when required. The angles of rotation can be set to 180, 220 or 360 degrees.

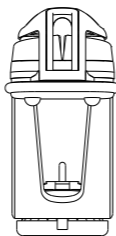
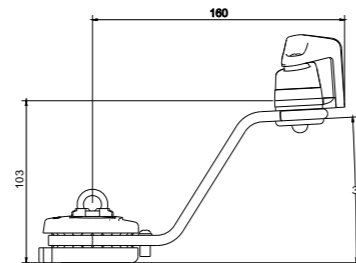
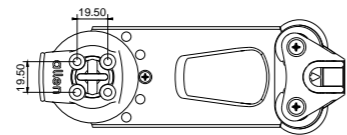
Improved base and bearing mechanism



A5166COMPACT



A5166

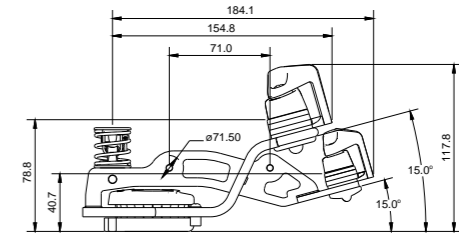
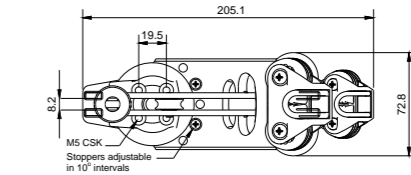


Mainsheet Jammers are available to order with or without Ratchet Blocks.

Part	Description	Comes with	Fixing Hole Centres mm	Fixing Hole Dia. mm	MWL kg	Weight g
A5166COMPACT	Compact Mainsheet Jammer	A2160, A..76-496	19.5 x 19.5	5	600	342
A5166	Standard Height Mainsheet Jammer	A2160, A..76-496	19.5 x 19.5	5	600	368
A5166DUAL-ARM-COMPACT	Compact Dual Arm Mainsheet Jammer	A2160, A..76-496, A..77-497	19.5 x 19.5	5	600	504
A5166DUAL-ARM	Standard Height Dual Arm Mainsheet Jammer	A2160, A..76-496, A..77-497	19.5 x 19.5	5	600	513
A5266COMPACT	Compact Self Aligning Mainsheet Jammer	A2160, A..76-496	19.5 x 19.5	5	600	369
A5266	Self Aligning Mainsheet Jammer	A2160, A..76-496	19.5 x 19.5	5	600	406



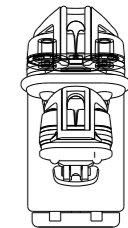
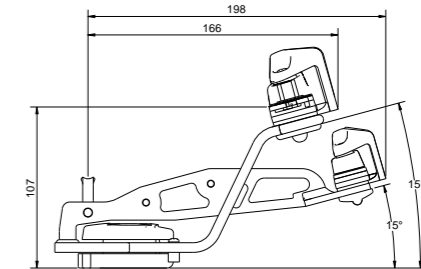
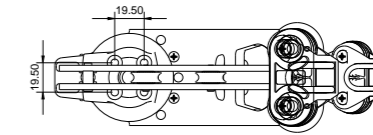
A5166DUAL-ARM-COMPACT



*"Loving the slingshot and the cleat angle is spot on. Great product."*  
George Hand



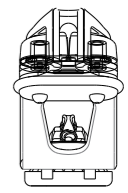
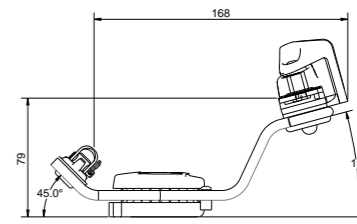
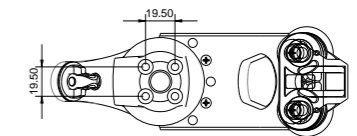
A5166DUAL-ARM



The A5266 has the block mounted behind the swivel centre and angled towards the cleat. This creates a turning force on the block and jammer, meaning that the cleat will always be forced to point away from the boom and towards the helm ensuring the rope is to hand.



A5266



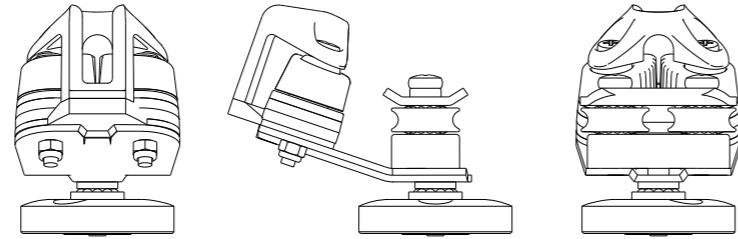
MAINSHEET JAMMERS

MAINSHEET JAMMERS

# Swivel Cleats

## Swivel Cleats

Allen Swivel Cleats have been designed to give smooth sheeting articulation for a variety of applications from jib sheeting to vang systems. The cam cleats are mounted on a high grade stainless steel platform, and angled upward for ease of cleating. Available with either a plain bearing or ball bearing swivel base.



Chris Taylor & Rhos Hawes - 49er



A4466

A4466STRAIGHT



A4566

A4566STRAIGHT

A4766

A4766STRAIGHT

Part	Description	Line Size mm	Height mm	Fixing Hole Centres mm	Weight g	Fixing Hole Size mm	Cam Cleat	Maximum Working Load kg
A4466	Angled With Medium Allenite Cleat	4 - 10	72	3 x 27	137	5	A.676	120
A4466Straight	Straight With Medium Allenite Cleat	4 - 10	62	3 x 27	137	5	A.676	120
A4566	Angled With Medium Ball Bearing Cleat	4 - 10	72	3 x 27	168	5	A..76	150
A4566Straight	Straight With Medium Ball Bearing Cleat	4 - 10	62	3 x 27	168	5	A..76	150
A4766	Angled With Small Allenite Cleat	2 - 6	57	3 x 27	100	5	A.677	120
A4766Straight	Straight With Small Allenite Cleat	2 - 6	47	3 x 27	100	5	A.677	120



A4866

A4866X

Part	Description	Line Size mm	Height mm	Fixing Hole Centres mm	Weight g	Fixing Hole Size mm	Cam Cleat	Maximum Working Load kg
A4866	Angled With Small Ball Bearing Cleat	2 - 6	57	3 x 27	114	5	A..77	150
A4866X	Ball Bearing Swivel With Angled Base	2 - 6	82	3 x 27	141	5	A..77	150



A4866XB

A4866XB-Angled

Part	Description	Line Size mm	Height mm	Fixing Hole Centres mm	Weight g	Fixing Hole Size mm	Cam Cleat	Maximum Working Load kg
A4866XB	Flat Ball Bearing Base With Sheaved Fairlead	2 - 6	57	3 x 27	120	5	A..77	150
A4866XB-Angled	Angled Ball Bearing Base With Sheaved Fairlead	2 - 6	92	3 x 27	141	5	A..77	150



A4867

A4876

Part	Description	Line Size mm	Height mm	Fixing Hole Centres mm	Weight g	Fixing Hole Size mm	Cam Cleat	Maximum Working Load kg
A4867	360 Swivel Cleat With Optional Stop 45/60/80	2 - 6	52	3 x 19	77	5	A.677	100
A4876	Through Deck Control Line Lead Cleat	4 - 6	63	4 x 29	120	5	A..77	150



# Clamcleats®

## Clamcleats®

We distribute the full innovative range of Clamcleat® rope cleats for control lines and trapezes. Made from high pressure die cast aluminium, finished in silver or hard anodising. Please visit [www.clamcleat.com](http://www.clamcleat.com) for the full product range.



Part	Description	Rope Diameter mm	Fixing Hole Centres mm	Length mm	Width mm	Height mm	Weight g
C203	Clamcleat Junior	3 - 6	66	82	18	23	17
C211M1	MK 1 Racing Junior Silver	3 - 6	66	82	18	23	34
C211M1A	MK 1 Racing Junior Anodised	3 - 6	66	82	18	23	34
C211M2	MK 2 Racing Junior Silver	3 - 6	27	55	16	20	23
C211M2A	MK 2 Racing Junior Anodised	3 - 6	27	55	16	20	23
C211MK2/S2	MK 2 Racing Junior Silver With Becket	3 - 6	27	55	16	20	23
C211MK2/S2AN	Mk 2 Racing Junior Anodised With Becket	3 - 6	27	55	16	20	23
C217M1	Mk 1 Side Entry Silver Starboard	3 - 6	66	82	18	23	32
C217M1A	Mk 1 Side Entry Anodised Starboard	3 - 6	66	82	18	23	32
C218M1	Mk 1 Side Entry Silver Port	3 - 6	66	82	18	23	32
C218M1A	Mk 1 Side Entry Anodised Port	3 - 6	66	82	18	23	32
C218M2	MK 2 Side Entry Silver Port	3 - 6	27	55	17	20	24
C222	Racing Mini Silver	3 - 6	36	48	15	21	16
C222A	Racing Mini Anodised	3 - 6	36	48	15	21	16
C230	Racing Junior MK1 With Roller	3 - 6	66	82	18	23	35
C236A	Roller Fairlead MK 1 Racing Junior Anodised	3 - 6	66	82	18	25	40
C253	Trapeze And Vang Clamcleat Silver	4 - 8	72	90	18	35	46
C253A	Trapeze And Vang Clamcleat Anodised	4 - 8	72	90	18	35	46
C257	Auto-Release Racing Mini	4 - 6	36	68	22	28	31
C268	Racing Micros	1 - 4	24	44	13	16	13
C270A	Racing Micros With Becket Anodised	1 - 4	24	44	13	19	14

## V Cleats

Simple and cost effective. The V Cleat is one of the original methods for cleating rope and to this day is still the favoured option for many applications. V Cleats are the perfect choice for low to medium loaded applications where a quick and easy adjustment or release of rope is required. V cleats are commonly used to cleat tensioning systems for awnings, flag poles and simple boat control systems.



Part	Material	Fixing Hole Size mm	Rope Diameter mm	Fixing Hole Centres mm	Length mm	Height mm	Weight g
A.146	Glass Filled Nylon	4	2 - 6	53	65	15	5
A.246	Glass Filled Nylon	4	2 - 8	80	97	23	18
A.346	Glass Filled Nylon	5	3 - 12	108	129	32	51
A4146	Stainless Steel	4	3 - 6	23	29	10	9
A4246	Stainless Steel	5	2 - 6	53	67	13	10

## Burgee Cleats

Originally designed for securing burgee and pennant lines, Allen Burgee Cleats have a wide range of applications and are a favourite for committee boats, race huts and club flag posts.



Part	Description	Fixing Hole Size mm	Max Rope Diameter mm	Fixing Hole Centres mm	Length mm	Height mm	Weight g
A.124	Small Burgee Cleat	3	6	63	12	23	3
A.130	Large Burgee Cleat	3	8	92	17	34	6

## Horn Cleats

The classic rope cleat, used for spars, decks and numerous other applications where rope needs securing.



Part	Material	Fixing Hole Size mm	Max Rope Diameter mm	Fixing Hole Centres mm	Length mm	Height mm	Weight g
A..81	Nylon	3	5	20	62	13	6
A.181	Nylon	4	8	33	99	20	9
A.281	Nylon	5	10	48	155	27	33
A.381	Nylon	6	14	64	200	38	74
A.781	Nylon	5	11	42	133	25	22
A.481	Acetal	5	8	31	100	18	10

## Pump Action Cleat

The ultimate fast cleating and automatic releasing cleat for rapid but positive hoisting. Most frequently used in conjunction with a 1:2 spinnaker halyard system with elastic take-away. Watch the video to find out more <https://www.youtube.com/watch?v=ag-3ipgrqas>



Part	Description	Fixing Hole Centres mm	Length mm	Height mm	
A2077	Pump Action Cleat	1.5 - 4	18	40	33.5

CLAMCLEATS

CLEATS

# Traveller Cars

Allen traveller cars are CNC machined from marine grade aluminium. The ball bearings are installed within a precision engineered groove, which recirculates the ball bearings and provides a super smooth and frictionless performance. The range covers most applications from small dinghy jib track systems up to 25ft keelboat mainsheet systems.

**Track Bending** - Allen will bend track to your specifications. This includes vertical bends, horizontal bends and compound bends.

Contact [sales@allenbrothers.co.uk](mailto:sales@allenbrothers.co.uk) for more information.



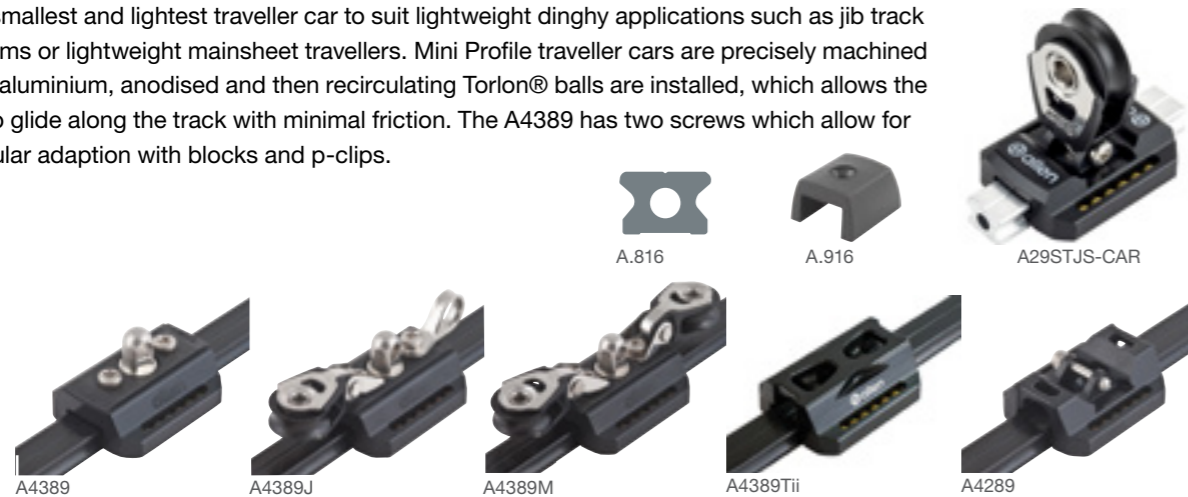
### KEY FOR LOAD RATING TABLE

**Maximum Working Load (MWL)**  
The load at which the ball bearings will no longer perform as designed.

**Breaking Load (BL)**  
The load at which a major failure or damage is likely to occur.

## Mini Profile

Our smallest and lightest traveller car to suit lightweight dinghy applications such as jib track systems or lightweight mainsheet travellers. Mini Profile traveller cars are precisely machined from aluminium, anodised and then recirculating Torlon® balls are installed, which allows the car to glide along the track with minimal friction. The A4389 has two screws which allow for modular adaption with blocks and p-clips.



Part Number	Description	To Suit Track	Diameter Of Eye mm	Height mm	Length mm	Width mm	Weight g	Accessories	MWL kg	BL kg
A.816-0.9	Mini Profile Alloy Track Drilled And Anodised	-	-	9.5	900	14	-	-	-	-
A.816-1500	Mini Profile Alloy Track Drilled And Anodised	-	-	9.5	1500	14	-	-	-	-
A.816-3.0	Mini Profile Alloy Track Drilled And Anodised	-	-	9.5	3000	14	-	-	-	-
A.916	Mini Profile Track End Stop	A.816	-	14	27	22	-	-	-	-
A29STJS-CAR	Mini Profile 29er Jib Car	A.816	5	60	49	40	83	A2031	120	800
A4389	Mini Profile Traveller Car	A.816	-	30	50	40	50	-	120	800
A4389J	Mini Profile Traveller Car With Block and P Clip	A.816	6	31	90	40	70	A2026 / A4035	120	800
A4389M	Mini Profile Traveller Car With Blocks	A.816	6	28	106	40	80	A2026	120	800
A4389Tii	Mini Profile Car With Tii-On Attachment	A.816	4	18	50	40	40	-	120	800
A4289	Mini Profile Traveller Car For Universal Fittings	A.816	5	18	49	40	57	-	120	800

**Low Profile:** This is our midrange traveller car which is designed for heavier duty dinghy applications and light weight keelboat applications. The A4244 car features Delrin® recirculating ball bearings in a plastic body, ideal for various light weight industrial applications. The rest of the range features Torlon® recirculating ball bearings and has an aluminium body.



Part Number	Description	To Suit Track	Max Line Dia. mm	Diameter Of Eye mm	Height mm	Length mm	Width mm	Weight g	Accessories	*MWL kg	*BL kg
A4244	Low Profile Nylon Traveller Car With Lacing Eye	A.826	-	10	32	70	45	87	A4376	180	1200
A4489	Low Profile Traveller Car	A.826	-	5	32	60	46	65	-	180	1200
A4489F	Low Profile Traveller Car With Fork Attachment	A.826	-	6	35	60	46	65	-	180	1200
A4489J	Low Profile Traveller Car With Block And P Clip	A.826	6	5	33	90	46	95.6	A2026 / A4035	180	1200
A4489M	Low Profile Traveller Car With Blocks	A.826	6	5	32	105	46	94	-	180	1200
A4489-SOLO	Low Profile Traveller Car With Cam Cleats	A.826	6	-	60	70	70	90	A.677-497 / A4086B	180	1200
A4489Tii	Low Profile Car For Tii-On Attachment	A.826	6	-	17	60	46	43	-	180	1200
A.826-2	Alloy Track Anodised And Drilled	-	-	-	12	3660	17	-	-	-	-
A.826-3	Alloy Track Anodised Undrilled	-	-	-	12	3660	17	-	-	-	-
A.826-5	Alloy Track Anodised And Drilled	-	-	-	12	900	17	-	-	-	-
A.826B-1.5	Alloy Beam Track Anodised Undrilled	-	-	-	31	1500	24	-	-	-	-
A.826B-3.0	Alloy Beam Track Anodised Undrilled	-	-	-	31	3000	24	-	-	-	-
A.936	Low Profile Track End Stop	A.826	-	-	18	35	19	-	-	-	-
A4736	Adjustable End Stop	A.826	-	-	25.4	20	23	-	-	-	-
A.940	Low Profile Beam Track End Stop	A.826B	-	-	40	41.50	30	-	-	-	-
A.937	Pro-Lock Slug - M6 Insert	A.826B	-	-	-	-	-	-	-	-	-

**Maxi Profile:** Our biggest and most durable traveller car to suit the heaviest duty dinghy applications and medium load keelboat applications. This range features an aluminium body with Torlon® recirculating ball bearings. The shackle in A4589 can be removed for easy attachment of lines or blocks. The two end blocks can also be removed and replaced with P-clips.



Part Number	Description	To Suit Track	Max Line Dia. mm	Diameter Of Eye mm	Height mm	Length mm	Width mm	Weight g	Accessories	*MWL kg	*BL kg
A4589CAT676	Maxi Profile Traveller Car For Catamaran	A.819	10	-	70	70	50	115	A.676-496	230	1400
A4589CAT677	Maxi Profile Traveller Car For Catamaran	A.819	6	-	65	70	50	115	A.677-497	230	1400
A4589M	Maxi Profile Traveller Car With Blocks	A.819	10	-	50	70	50	147	A2036	230	1400
A4589Tii	Maxi Profile Traveller Car Tii-On Attachment	A.819	8	-	26	70	50	56.6	-	230	1400
A3302	Catamaran Mainsheet Traveller Car	-	6	20	105	90	69	269	A4766	80	150
A.819-0.9	Maxi Profile Alloy Track Anodised	-	-	-	10.4	900	18.7	-	-	-	-
A.819-3.0	Alloy Track Anodised	-	-	-	10.4	3000	18.7	-	-	-	-
A.946	Maxi Profile Track End Stop	A.819	-	-	15	27.5	28	-	-	-	-

# Pinstop Cars

## Pinstop Cars and Track

Most of the products in this range have been designed to be used as sliding fairleads and sheet leads. Ideal for jib or spinnaker sheeting systems. The spring loaded piston stop allows for adjustment to the required sheeting angles, whilst the variety of available cam cleat and fairlead accessories give the best possible performance.

All sliding fairlead and sheet leads sets are supplied as a pair, including track, end stops and fastenings.



**Size T22** - Our smallest T-section track, and piston stop cars. Suitable for most dinghy jib or spinnaker systems.



1:1 Scale

A.226  
A.226-1  
A.226-1000  
A.226-2  
A.226-222Black  
A.226-230  
A.226-330  
A.226-5



A.136

A4089

A4575

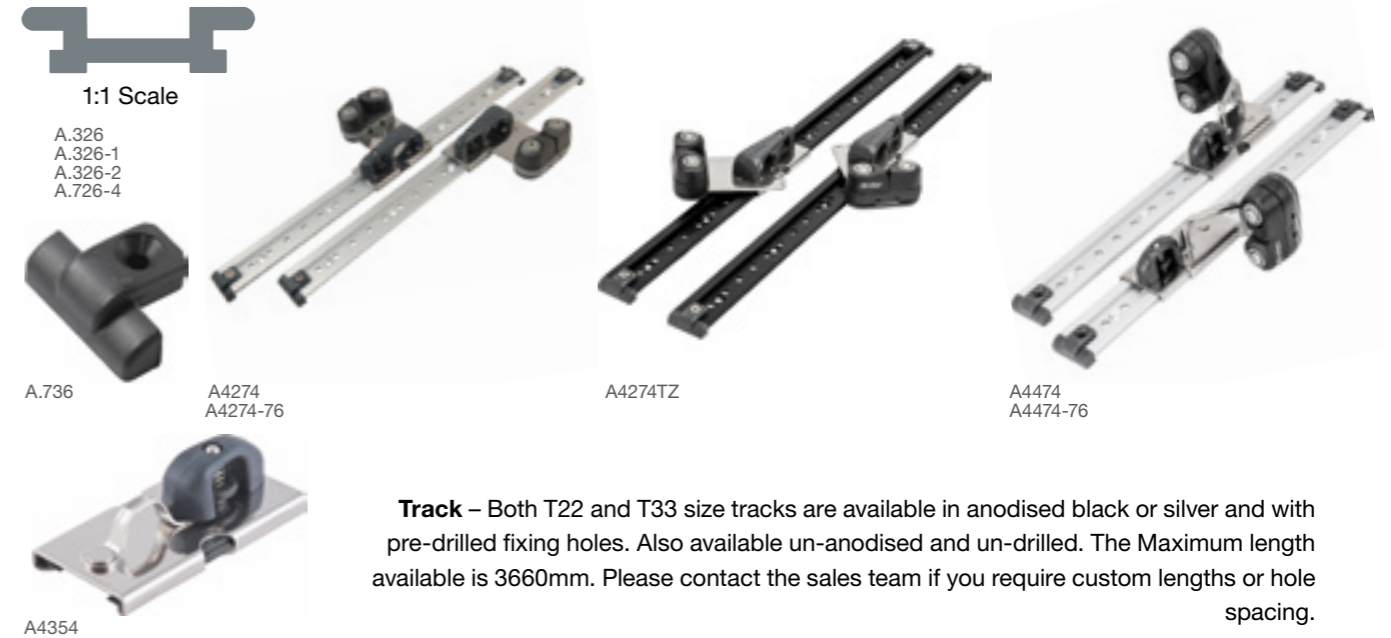
A4591

**Size T33** - Our largest T-section track, and piston stop cars. Suitable for all highly loaded dinghy applications and low load keelboat systems.



1:1 Scale

A.326  
A.326-1  
A.326-2  
A.726-4



**Track** - Both T22 and T33 size tracks are available in anodised black or silver and with pre-drilled fixing holes. Also available un-anodised and un-drilled. The Maximum length available is 3660mm. Please contact the sales team if you require custom lengths or hole spacing.

## Size T22

SKU	Title	Height mm	Length mm	Width mm	Cam Cleat	Distance Between Adjustments mm	Fixing Hole Centres mm	Fixing Hole Diameter mm	Maximum Line Diameter mm	Number of Fixing Holes	Weight G
A.226-1	T22 Alloy Track Un-Anodised	7.3	3660	22	-	Undrilled	Undrilled	Undrilled	-	-	-
A.226-1000	T22 Alloy Track Anodised Silver	7.3	1000	22	-	19	76	4	-	-	-
A.226-2	T22 Alloy Track Anodised Silver	7.3	3660	22	-	19	Undrilled	Undrilled	-	-	-
A.226-	T22 Alloy Track Anodised Black	7.3	222	22	-	19	76	4	-	-	-
A.226-230	T22 Alloy Track Anodised Silver	7.3	230	22	-	19	76	4	-	-	-
A.226-330	T22 Alloy Track Anodised Silver	7.3	330	22	-	19	76	4	-	-	-
A.226-5	T22 Alloy Track Anodised Silver	7.3	565	22	-	19	76	4	-	-	-
A4573	Sliding Wire Fairlead With Piston Stop	30.95	330	22	-	19	56	4	-	6	86
A4574	Piston Stop Wire Fairlead With A2030	-	330	22	-	19	56	4	8	5	86
A4587	Piston Stop Bullseye Fairlead With Swivel Cleat	-	300	22	A..76	19	76	4	10	4	60
A4590	Adjustable Jib Slider And Track	-	222	22	-	19	56	4	-	4	56
A4089	Mainsheet Slider	34	51	29	-	-	-	-	-	-	35
A4575	Sliding Fairlead With Piston Stop	30	51	30	-	-	-	-	-	-	60
A4591	Sliding Fairlead with Piston Stop	30	66	26	-	-	-	-	-	-	62
A.136	T22 Track End Stop	9.5	25	22	-	-	-	-	-	1	-

## Size T33

SKU	Title	Height mm	Length mm	Width mm	Cam Cleat	Distance Between Adjustments mm	Fixing Hole Centres mm	Fixing Hole Diameter mm	Maximum Line Diameter mm	Number of Fixing Holes	Weight G
A.326-1	T33 Alloy Track Un-Anodised	9.1	3660	33	-	-	Undrilled	Undrilled	-	-	-
A.326-2	T33 Alloy Track Anodised Silver	9.1	3660	33	-	19	Undrilled	Undrilled	-	-	-
A.726-4	T33 Alloy Track Anodised Silver	9.1	1043	33	-	19	75	5	-	-	-
A4274	Piston Stop Nylon Fairlead Cam Cleat	-	377	33	A.676	19	76	5	10	5	41
A4274-76	Piston Stop Nylon Fairlead Cam Cleat	-	377	33	A..76	19	76	5	10	5	41
A4274TZ	Jib Sliding Fairlead	-	451	33	A.676	19	76	5	10	6	41
A4474	Piston Stop Wire Fairlead Vertical Cam Cleat	-	300	33	A.676	19	76	5	10	4	54
A4474-76	Piston Stop Wire Fairlead Vertical Cam Cleat	-	300	33	A..76	19	76	5	10	4	717
A4354	Slider With Piston Stop And Lacing Eye	28	76	39	-	-	-	-	-	-	81
A.736	T33 Track End Stop	12	21.9	12	-	-	-	-	-	1	-

# Jib Cars

# Track & Keelband

## Self Tacking Jib System

The Allen self-tacking system is the strongest dinghy system available on the market. Carefully designed, the CNC turned adjustable aluminium legs allow the geometry to work on the curved beam track at any angle, whilst the A4489F traveller car has a forked attachment point. Hard anodised black.



A4491  
A4491-1.2



A4490

## Adjustable Jib Track

Specially designed for boats such as the 420, 470 and Flying Fifteen where the jib sheeting angle is critical for maximum performance and needs changing regularly. The one-of-a-kind bracket holds the 30mm dynamic block at a 90-degree angle to the car, but still allows quick adjustment. Simply push the block down towards the bracket and the shackle on the underside will hang loose. Move the block in or out, into one of the four location points, then release. The spring will hold the block and shackle up tight and keep it located in the desired location.

SKU	Title	Length Mm	Long Leg Length Mm	Short Leg Length Mm	Fixing Hole Diameter mm	Fixing Hole Centres mm	Number Of Fixing Holes	Track	Weight G
A4491	Self Tacking Jib System Complete	1100	155 -	78 - 88	5	38	8	A.826B	128
A4491-1.2M	Self Tacking Jib System Complete	1200	155 -	78 - 88	5	38	8	A.826B	138
A4490	Adjustable Jib Track With A2030	450	-	-	5	100	4	A.826	69


Crafted from high-quality extruded aluminium, our tracks serve multiple purposes, from luff tracks for sails to jib and mainsheet traveller systems as well as securing awnings and curtain side panels. Choose from anodised black or silver tracks with pre-drilled holes, or opt for the versatility of un-anodised options. Complete your setup with our complementary moulded Track End Stops.

## Track Bending

We will bend track to your specifications. This includes vertical bends, horizontal bends and compound bends. Contact sales@allenbrothers.co.uk for more information.

## Mast Track

Extruded aluminium track profiles, suitable as luff track for a sail, securing awnings to structures and curtain side panels.



Part Number	Description	Length mm	Fixing Hole Centres mm	Fixing Hole Diameter mm	Internal Width mm	End Stop Required	To Suit Slug
A..26-1	Alloy Track Un-Anodised	3660	Undrilled	Undrilled	17	A.136	A..89 and A..95
A..26-2	Alloy Track	3660	76	5	17	A.136	A..89 and A..95
A..26-260	Alloy Track	260	Undrilled	Undrilled	17	A.136	A..89 and A..95
A..26-3	Alloy Track	300	76	5	17	A.136	A..89 and A..95
A..26-4	Alloy Track	1055	76	5	17	A.136	A..89 and A..95
A.526-1	Alloy Track Un-Anodised	2600	Undrilled	Undrilled	19	A.738	A..90 and A..92
A.526-2	Alloy Track	2600	76	5	19	A.738	A..90 and A..92
A.526TA	Alloy Track	2600	Undrilled	Undrilled	19	A.738	A..90 and A..92
A.626	Luff Groove Track	5400	Undrilled	Undrilled	5	A.824	A.158
A.626-1	Luff Groove Track Un-Anodised	5400	Undrilled	Undrilled	5	A.824	A.158
A.656	Luff Groove Track	6000	Undrilled	Undrilled	5	A.924	A.158 and A.958
A.656-UNANOD	Luff Groove Track Un-Anodised	6000	Undrilled	Undrilled	5	A.924	A.158 and A.958
A8824	Sail Feeder	15	20	4	12	-	A.626
A.924	Sail Feeder	30	-	4	9.5	-	A.656
A.136	End Stop For A..26 Track	25	-	4.2	8	-	-
A.738	End Stop For A.526 Track	30	-	4.2	9.8	-	-

## Keelbands

Extruded aluminium, designed to fit to the hull of a dinghy to protect the underside of the hull from damage. Keelband is available drilled and undrilled to fit a flat or curved mounting surface. Anodised silver.

Part Number	Description	Length mm	Fixing Hole Centres mm	Fixing Hole Diameter mm
A.302	Light Weight Alloy Keelband	3050	Undrilled	Undrilled
A.303	Light Weight Alloy Keelband	3050	102	4
A.402	Convex Alloy Keelband	3300	Undrilled	Undrilled
A.403	Convex Alloy Keelband	3300	102	4

# Deck & Hull Fittings

## Deck & Hull Fittings

In the following section you will find our wide variety of deck and hull fittings. All of which are made in house from our factory in Essex, UK.

Deck and hull fittings includes Deck Bushes, Fairleads, Hatch Covers, Anchor Plates, Lacing Eyes and much more.



## Aluminium, Titanium & Stainless-Steel Deck Bushes

Allen through deck bushes are precision engineered in three different materials to suit varying applications. They are also available in threaded and push in options. The threaded through deck bush allows for a perfect fit on both sides of the fitting surface and can be tightened with circlip pliers. Push in versions should be bonded in place. Aluminium versions are available in a variety of 6 anodised colours:

Black, Blue, Silver, Gold, Orange, and Purple.

When ordering please state your material and colour choice.



Part Number	Description	Inside Diameter mm	Outside Diameter mm	Structure Depth mm	Weight g
A.439A	Through Deck Bush	8	13	8	3
A.539A	Through Deck Bush	12	16	8	4
A8439-7	Threaded Through Deck Bush	8	13	7 Min - 9 Max	3.7
A8539-7	Threaded Through Deck Bush	12	16	7 Min - 9 Max	6
A8439-9	Threaded Through Deck Bush	8	13	9 Min - 14 Max	5
A8539-9	Threaded Through Deck Bush	12	16	9 Min - 14 Max	6
A8439-13	Threaded Through Deck Bush	8	13	13 Min - 18 Max	5
A8539-13	Threaded Through Deck Bush	12	16	13 Min - 18 Max	7
A8439-17	Threaded Through Deck Bush	8	13	17 Min - 22 Max	6
A8539-17	Threaded Through Deck Bush	12	16	17 Min - 22 Max	8
A8439-21	Threaded Through Deck Bush	8	13	21 Min - 26 Max	7
A8539-21	Threaded Through Deck Bush	12	16	21 Min - 26 Max	8.5
A8439-25	Threaded Through Deck Bush	8	13	25 Min - 30 Max	7.5
A8539-25	Threaded Through Deck Bush	12	16	25 Min - 30 Max	9.5
A8439-29	Threaded Through Deck Bush	8	13	29 Min - 34 Max	8.5
A8539-29	Threaded Through Deck Bush	12	16	29 Min - 34 Max	10.5
A8439-35	Threaded Through Deck Bush	8	13	35 Min - 40 Max	9
A8539-35	Threaded Through Deck Bush	12	16	35 Min - 40 Max	11

## Aluminium Flanged Deck Bushes

A through deck bush, also known as a fairlead, is designed to protect a surface from a rubbing rope or wire, they can also be used as a deflecting point. In most applications, a through deck bush is used to guide a rope through a surface, such as the thwart or strut of a boat. It also offers protection to the material the rope or wire is passing through. Aluminium through deck bushes are available in a choice of 6 colours, allowing you to add a personalised touch.



Part Number	Description	Fixing Hole Centres mm	Fixing Hole Depth mm	Fixing Hole Diameter mm	Inside Diameter mm	Outside Diameter mm	Weight g
A8039	Flanged Deck Bush	29	9	4	8	13	9
A8239	Flanged Deck Bush	32	9	4	13	21	10
A8339	Flanged Deck Bush	36	9	4	15	24	12
A8139	Flanged Deck Bush	44	9	4	23	33	16
A..40	Stainless Steel Fairlead	-	18	-	11 x 35	14 x 37	12
A..40-12	Stainless Steel Fairlead	-	9	-	11 x 35	14 x 37	7
A8040-34	Aluminium Rope Guide	-	6	-	8 x 34	11 x 38	10
A8040-56	Aluminium Rope Guide	-	7	-	16 x 56	20 x 60	13

## Plastic Deck Bushes

Plastic Deck Bushes come in a variety of different sizes and styles to suit your rope leading needs. Moulded in nylon and available with a stainless-steel insert for added wear protection.



Part Number	Description	Inside Diameter mm	Outside Diameter mm	Fixing Hole Size mm	Column Depth mm	Fixing Hole Centres mm	Weight g
A..39	Through Deck Bush With Flange	9	19	3	9	28	3
A.239	Through Deck Bush With Flange	12	22	3	9	31	4
A.339	Through Deck Bush With Flange	15.5	24.5	4.5	9	35.4	5
A.139	Through Deck Bush With Flange	20	33	3	9	44	7
A4039	Through Deck Bush With Flange And SS Inner	6.6	19	3.9	9.4	29.3	5
A4239	Through Deck Bush With Flange And SS Inner	11.4	21.5	4.5	9	32.5	9
A4339	Through Deck Bush With Flange And SS Inner	13.8	24.5	4.5	9	35.4	12
A4139	Through Deck Bush With Flange And SS Inner	20	33	3	9	45	12
A.439	Through Deck Bush	8	13	-	8	-	0.5
A.439-14	Through Deck Bush	8.1	12.85	-	14.17	-	2
A.539	Through Deck Bush	13	16	-	8	-	2
A.539-14	Through Deck Bush	13	16	-	14	-	2
A4439	Through Deck Bush With Stainless Steel Inner	6	13	-	8	-	3
A4439-14	Through Deck Bush With Stainless Steel Inner	7.1	12.85	-	14.17	-	3.5
A4539	Through Deck Bush With Stainless Steel Inner	13	16	-	8	-	4
A4539-14	Through Deck Bush With Stainless Steel Inner	11.7	16	-	14	-	5.7

## Pad-Tii

Pad-Tii's are a soft attachment deck fitting which are a great choice if you are looking to add an attachment point to a surface that is low profile and easy to thread rope around.

### Pad-Tii with fixed Tii-Bar

This version is our simplest option. Installation is easy as there are only two pieces. Push the threaded through deck piece into the required fitting surface. The washer piece is then screwed on from the underside of the mounting surface, both pieces can then be tightened using a pair of circlip tools. For complete water tightness, it is recommended a small amount of sealant is used.



### Pad-Tii with removable Tii-Bar

Comes in 3 pieces, a male and female through deck fitting and the removable Tii-bar. To install, insert the female through deck part to the underside of the mounting surface. Make a loop with your rope and insert through the male part, then slide the Tii-Bar through the loop of the rope and pull the rope tight, this will hold the Tii-Bar in place. The male part is then screwed into the female part. A set of circlip tools can be used to tighten the through deck fittings. Available in Blue or Black. Please specify when ordering.

Part Number	Description	Fixing Hole Centres mm	Fixing Hole Depth Maximum mm	Fixing Hole Depth Minimum mm	Fixing Hole Diameter mm	Outside Diameter mm	Breaking Load kg	Maximum Working Load kg	Weight g
A8639-6	Pad-Tii	13	8	6	12.8	19	350	250	21
A8639-8	Pad-Tii	13	10	8	12.8	19	350	250	21
A8639-10	Pad-Tii	13	12	10	13	19	350	250	21
A8739-6	Pad-Tii	17	8	6	16	24	400	300	7
A8739-8	Pad-Tii	17	10	8	16	24	400	300	7
A8739-10	Pad-Tii	17	12	10	16	24	400	300	7
A8739-18	Pad-Tii	17	20	18	16	24	400	300	10
A881310	Pad-Tii Fixed Bar	13	10	4.5	12.8	19	350	250	8
A881610	Pad-Tii Fixed Bar	17	10	4.5	16	24	575	350	10
A882525	Pad-Tii Fixed Bar	25	25	5	25	38	1400	700	33

## Hatch Covers

Our Hatch Covers are made from a lightweight polypropylene and are available in a black, white, grey and easy to open designs.

A.137 and A.237 are a non 'O' ring design and have exposed fixings.

A.337, A.537 and A.637 all require a rubber 'O' Ring to keep them water tight.

A1737, A1837 and A1937 feature a fully threaded cover with watertight seal.

When ordering please specify which colour.



Part Number	Description	Fixing Hole Size mm	Cut Out Size mm	Opening Size	'O' Ring Required	Weight g	Colour Choice
A.337	O Ring Seal Hatch Cover	3	110	100	A.338	62	Grey/Black/White
A.337-BAG	O Ring Seal Hatch Cover With Hatch Bag	3	110	100	A.338	62	Grey/Black/White
A.537	O Ring Seal Hatch Cover	3	157	145	A.538	111	Grey/Black/White
A.537-BAG	O Ring Seal Hatch Cover With Hatch Bag	3	157	145	A.538	111	Grey/Black/White
A.637	O Ring Seal Hatch Cover	3	241	223	A.638	266	Grey/Black/White
A1737	Integral Seal Rigid Hatch Cover	4	108	100	-	84	Grey/Black/White
A1837	Integral Seal Rigid Hatch Cover	4	138	130	-	117	Grey/Black/White
A1937	Integral Seal Rigid Hatch Cover	4	154	148	-	142	Grey/Black/White
A.338	Rubber Sealing O Ring For A.337/A.337W	-	-	-	-	-	-
A.538	Rubber Sealing O Ring For A.537/A.537W	-	-	-	-	-	-
A.638	Rubber Sealing O Ring For A.637/A.637W	-	-	-	-	-	-
SA.737	Rubber Sealing O Ring For A1737	-	-	-	-	-	-
SA.837	Rubber Sealing O Ring For A1837&A1937	-	-	-	-	-	-
A-BAG-KIT	Hatch Cover Bag With Fixing Screw	-	-	-	-	-	-

# Deck & Hull Fittings

## Bow & Shroud Plates

Formed stainless steel Bow Plates feature jib and forestay attachment points. Shroud plates have formed holes to suit countersunk screws.



Part Number	Description	Length mm	Width mm	Thickness mm	Fixing Hole Centres mm	Slot / Tenon mm	Weight g
A4001E	Bow Plate	125.3	17	1.7	35.8	-	79
A4001S	Bow Plate	158.9	20.3	1.7	35.8	-	93
A4001-EPS	EPS Bow Tang	50	63	2	24	-	31
A4001W	Bow Plate Wayfarer	35	20	1.7	36	-	54
A4025	Shroud Plate Pair	194	16	2	57	-	37
A4025S	Reinforced Shroud Plate Cover Pair	194	16	2	57	-	50
A2290	Shroud Plate	153.50	19	4	-	-	66
A4171	Shroud Plate Cover With Small Slot	63.6	15.9	1.6	47.6	16.6 x 2	12
A4171S	Shroud Plate Cover With Large Slot	63.6	15.9	1.6	47.6	16.6 x 3.5	12
A4225	Bow Plate	93.7	90.9	1.6	-	-	103
A5850	Laser Deck Plate	50.8	25.6	2	24.8	-	26

## Snatch Fairleads & Lacing Hooks

Our Snatch Fairleads and Lacing Hooks are moulded from acetal, perfect for leading or attaching lines and shock cord.



Part Number	Description	Rope Diameter mm	Height mm	Length mm	Fixing Hole Centres mm	Distance Between Fixings mm	Weight g
A..61	Acetal Lacing Hook	5	16	25	3	16	2
A.135	Nylon Lacing Hook	8	20	49	4	19	4
A.148	Nylon Lacing Hook	5	16	49	3	14	2
A.248	Nylon Lacing Hook	4	18	57	4	43	4
A.435	Acetal Snatch Lead	10	23.8	54.5	4	40	8
A.535	Acetal Snatch Lead	12	33	72	5	53	21

## U Bolt

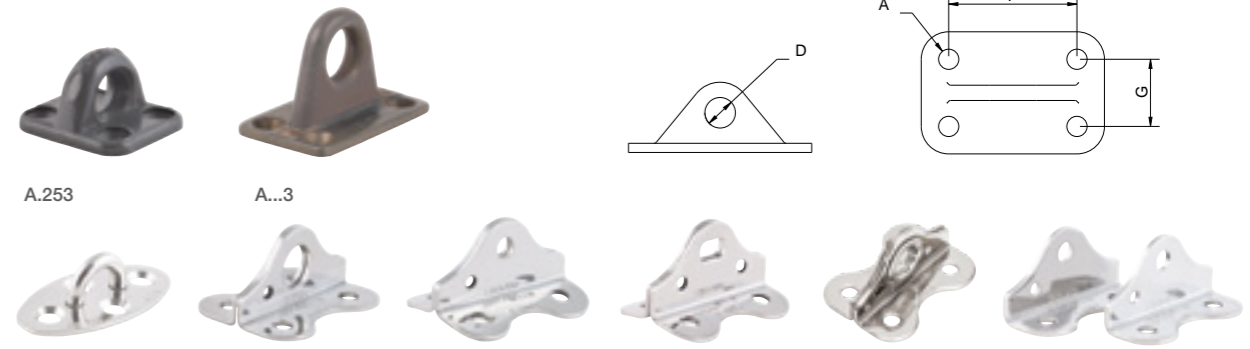
Made from 316 stainless steel, Allen U Bolt's are designed to withstand high loads without distortion. Supplied with top plate, backing plate and nuts.



Part Number	Description	Rod Size mm	Fixing Hole Centres mm	Height mm	Thread Length mm	Weight g	Inside Diameter mm
A4371	U Bolt With Top & Bottom Backing Plate	5	28	43	20	24	23
A4371L	U Bolt With Top & Bottom Backing Plate	5	28	51	20	29	23
A4471	U Bolt With Top & Bottom Backing Plate	6	38	58	25	54	32
A4571	U Bolt With Top & Bottom Backing Plate	8	51	75	25	115	43
A4671	U Bolt With Top Backing Plate	6	38	77.5	39	53	32
A4671XT	U Bolt With Nut & Washer	6	38	120	96	91	32
A4671XT-FT	U Bolt With Tang, Nut & Washer	6	38	120	96	91	32
A4871	U Bolt With Heavy Duty Top & Bottom Backing Plate	6	28	43	20	60	22
A4871X	U Bolt With Heavy Duty Top & Bottom Backing Plate	6	28	50	25	62	22
A4512	U Bolt With Lower & Bottom Backing Plate	6	28	80	25	100	22

## Anchor Plates

Nylon, aluminium or stainless steel anchor plates.



Part Number	Description	Inside Diameter mm	Fixing Hole Size mm	Fixing Hole Centres mm	Weight g
A.253	Nylon Anchor Plate	6	3	18 x 13	4
A...3	Aluminium Anchor Plate	12	5	34 x 16	19
A4673	Stainless Steel Looped Anchor Plate	13	6.5	18 x 17	23
A4003	Stainless Steel Flat Anchor Plate	11	5	27 x 16	24
A4003M	Stainless Steel Radiused Anchor Plate	5.2	4.8	27 x 14.18	24
A4003MS	Stainless Steel Radiused Anchor Plate, Wide Hole	13 x 6	5	29 x 16	24
A4003F	Stainless Steel Flat Anchor Plate With Ferrule	9	5	27 x 16	27.2
A4003H	Stainless Steel Split Halves Anchor Plate	5.2	4.8	27 x 16.5	4

**Lacing Eyes & Eye Straps** A comprehensive range of pressed and forged stainless steel lacing eyes and eye straps.



Part Number	Description	Height mm	Fixing Hole Size mm	Fixing Hole Centres mm	Weight g
A4388	Pressed Stainless Steel V Style Lacing Eye - Small	8	5	27	1.5
A4488	Pressed Stainless Steel V Style Lacing Eye - Medium	14	6	39	4



Iago L.Marra - A-Class © Emilio Lavandeira



Part Number	Description	Height mm	Fixing Hole Size mm	Fixing Hole Centres mm	Weight g
A4288	Pressed Stainless Steel Lacing Eye - Small	8	3.5	22	1
A4073	Pressed Stainless Steel Lacing Eye - Medium	12	5	34	4
A4088	Pressed Stainless Steel Lacing Eye - Large	18.6	5.2	41	5
A4088-6.5	Pressed Stainless Steel Lacing Eye	18.6	6.5	41	5
A4588	Pressed Stainless Steel Lacing Eye - XLarge	26	6.7	53.1	12



Part Number	Description	Height mm	Fixing Hole Size mm	Fixing Hole Centres mm	Weight g
A6050	Pressed Stainless Steel Lacing Eye - Small	12.9	4.2	28.2	5.2
A6051	Pressed Stainless Steel Lacing Eye - Medium	15.3	5.2	36.25	5.2
A6052	Pressed Stainless Steel Lacing Eye - Large	21.4	5.3	44.5	11



Part Number	Description	Height mm	Fixing Hole Size mm	Fixing Hole Centres mm	Weight g
A.262	4 Way Nylon Lacing Eye	6	6	-	5



Part Number	Description	Height mm	Fixing Hole Size mm	Fixing Hole Centres mm	Weight g
A4377	Wide Pressed Stainless Steel Lacing Eye - Small	12	5.2	28.8	7
A4376	Wide Pressed Stainless Steel Lacing Eye - Medium	13.6	5.2	40.2	7
A4276	Wide Pressed Stainless Steel Lacing Eye - Large	22.6	5.2	44.9	7
A5017	Wide Pressed Stainless Steel Lacing Eye	20	5	35	6



Part Number	Description	Height mm	Fixing Hole Size mm	Fixing Hole Centres mm	Weight g
A4035	Pressed Clip Stainless Steel Lacing Eye	14	5.1	-	5
A4035-6	Pressed Clip Stainless Steel Lacing Eye	14	6.3	-	6
A4036	Pressed Offset Lacing Eye	10.7	5.2	16	4
A4038	Pressed Clip Stainless Steel Lacing Eye	9.7	3.5	-	1.7
A4038-4	Pressed Clip Stainless Steel Lacing Eye	9	4	-	2



Part Number	Description	Height mm	Fixing Hole Size mm	Fixing Hole Centres mm	Weight g
A5014	Forged Stainless Steel Eye Strap - Small	14	4.2	27	3.2
A5015	Forged Stainless Steel Eye Strap - Medium	18	5.2	35.5	6.4



Part Number	Description	Height mm	Fixing Hole Size mm	Fixing Hole Centres mm	Weight g
A5014F	Forged Stainless Steel Eye Strap With Ferrule - Small	14	4.2	27	3.6
A5015F	Forged Stainless Steel Eye Strap With Ferrule - Medium	18.8	5.2	34	8.2



## Fairleads

Our fairleads come in a variety of styles (both stainless steel lined and unlined) to suit your rope leading needs. Suitable for dinghies and keelboats. Some are available in a variety of colours, please speak to our sales team to find out which colours are available for each product.



A..52      A.452      A.152      A.252

Part Number	Description	Inside Diameter mm	Fixing Hole Size mm	Fixing Hole Centres mm	Weight g
A..52	Bullseye Fairlead	7	4	15	3
A.452	Bullseye Fairlead	11.1	3.8	18.3	4
A.152	Bullseye Fairlead	14	5	25	8
A.252	Bullseye Fairlead	19	5	34	28



A4052      A4452      A4152      A4252

Part Number	Description	Inside Diameter mm	Fixing Hole Size mm	Fixing Hole Centres mm	Weight g
A4052	Bullseye Fairlead With Stainless Steel Inner	6.4	4	14.6	4
A4452	Bullseye Fairlead With Stainless Steel Inner	9.7	3.8	18.3	6
A4152	Bullseye Fairlead With Stainless Steel Inner	13.8	5	24.5	12
A4252	Bullseye Fairlead With Stainless Steel Inner	20.8	5.2	34.5	32



A.182      A.282      A.282A      A.382

Part Number	Description	Inside Diameter mm	Fixing Hole Size mm	Fixing Hole Centres mm	Weight g
A.182	Open Base Fairlead	7	4	23	6
A.282	Open Base Fairlead Grey	10	5	23.5	6
A.282RB-CAN	Open Base Fairlead Royal Blue	10	5	23.5	6
A.282A	Open Base Fairlead Aluminium	10	5	23.5	6
A.382	Open Base Fairlead	13.5	4.5	27	9



A4182      A4282      A4382

Part Number	Description	Inside Diameter mm	Fixing Hole Size mm	Fixing Hole Centres mm	Weight g
A4182	Open Base Fairlead With Stainless Steel Inner	6.6	4	24.5	5
A4282	Open Base Fairlead With Stainless Steel Inner	8.6	5	24	8
A4282RB-CAN	Open Base Fairlead With SS Inner Royal Blue	8.6	5	24	8
A4382	Open Base Fairlead With Stainless Steel Inner	12.1	4.5	27	11



A.153      A4153      A.134      A.134RB-CAN

Part Number	Description	Inside Diameter mm	Fixing Hole Size mm	Fixing Hole Centres mm	Weight g
A.153	Low Profile Fairlead	7	3.3	20.7	3
A4153	Low Profile Fairlead With Stainless Steel Inner	6.3	3.3	20.7	4
A.134	Acetal Fairlead (Laser® Bow)	30	5	50	29
A.134RB-CAN	Acetal Fairlead (Laser® Bow)	30	5	50	29

## Keelboat Fairleads


Allen Keelboat Fairleads have been designed for use on boats up to 40ft/12m where a shallow angle deflection is required for any control line or sheet. Available in a wide range of shapes and sizes to suit a variety of applications. Manufactured from high marine grade 7075 aluminium for extra strength and corrosion resistance. Hard anodised in black with a pad printed Allen logo.



Part Number	Description	Inside Diameter mm	Fixing Hole Size mm	Fixing Hole Centres mm	Weight g
A5052-4	Keelboat Fairlead	24 X 12	4	25.6	14
A5052-6	Keelboat Fairlead	36 X 18	6	38.4	39
A5052-8	Keelboat Fairlead	48 X 24	8	51.2	104
A5052-10	Keelboat Fairlead	60 X 30	10	64	189
A5052-12	Keelboat Fairlead	72 X 36	12	76.8	307
A5053-4	Keelboat Jib Sheet Fairlead	Oblong Hole - 12 X 24 - Round Hole - 12	4	27.2	23
A5053-6	Keelboat Jib Sheet Fairlead	Oblong Hole - 36 X 18 - Round Hole - 18	6	40.8	64
A5053-8	Keelboat Jib Sheet Fairlead	Oblong Hole - 48 X 24 - Round Hole - 24	8	54.4	170
A5054-6	Keelboat Sheet Deflector	10	6	22.5	14
A5054-8	Keelboat Sheet Deflector	13.3	8	30	31
A5054-10	Keelboat Sheet Deflector	16.7	10	37.5	55
A5054-12	Keelboat Sheet Deflector	20	12	45	82
A5054-16	Keelboat Sheet Deflector	26.7	16	60	206

## Self Tapping Nuts

Self tapping nylon nuts commonly used with wood screws are an alternative option to bolt and nuts.



Part Number	Description	Length mm	Height mm	Bore g
A.129	Small Self Tapping Wing Nut	29	7	3
A.229	Medium Self Tapping Wing Nut	36	12	3.8
A.329	Self Tapping Square Nut	17	12.5	3.9

**Self Bailer**

Our original self-bailer, A4155, is the lightest self-bailer on the market and drains exceptionally well even at low speeds. Our high performance self-bailer, A4555, gains advantage from it's delta design that increases drainage flow while reducing drag and turbulence.



Part Number	Description	Weight g
A.155	Self Bailer With No Gaurd	77
A4155	Self Bailer With Stainless Steel Guard	81
A4155KIT	Spares For Bailer A4155	-
A4255	Self Bailer Gaurd	35.7
A4555	Advanced 'Delta' Self Bailer	182
A4555KIT	Spares For Bailer A4555	-

**Drain Sockets & Bunges**

We manufacture a variety of bunges and sockets that are ideal for draining water from the inside of dinghy hulls and other buoyancy compartments. Available in both captive and non captive forms.



Part Number	Description	Fixing Hole Size mm	Fixing Hole Centres mm	Outside Diameter mm	Inside Diameter mm	Weight g	Material
52802	Plastic Bung No Socket	-	-	-	-	4-	Nylon
A.123	Drain Socket	3	28	19	17	3	Nylon
A.223	Drain Socket With Captive Bung	3	30 x 30 x 30	26	-	7	Nylon
A.323	Drain Socket With Captive Screw Bung	3.6	37.5	23.3	-	11	Nylon
A.423	Drain Socket With Removable Screw Bung	4	36	22	17	22	Nylon
A.424	Screw Bung	-	-	16	-	7.1	Nylon
A1231	Bung	-	-	23 Min	-	15	TPU Polyurethane
A1232	Rubber Bung To Fit A.123	-	-	15 Min	-	8	Rubber

**SPARS AND RIGGING ACCESSORIES**

At Allen we have been manufacturing a wide range of spars for many years. In 2020 we invested more heavily in the spar manufacturing side of our business with new tools and additional space. We now produce Dragon, Etchell, Sonar, Topper, OK, and Finn spars. If you have a new or existing project which needs performance racing spars, please contact us.



# Spars & Rigging

## Spars and Rigging Accessories

In the following section you will find a large range of spars and rigging accessories. All of which are made in house from our factory in Essex, UK.

Spars and rigging accessories includes Stay and vernier adjusters, Fast Pins, Clevis Pins, Furling Gear, Rig Adjustment Kits, Goosenecks, Spreader Brackets, Sheave Boxes and much more.


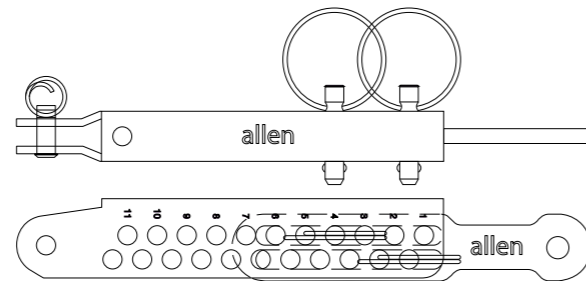


Megan Pascoe - 2.4MR


## Stay & Vernier Adjusters

Allen Vernier Adjusters are made from high quality stainless steel to ensure they are lightweight yet hard wearing. Available in a variety of designs to allow for fine-tune rig adjustment.

Also available as de-raker kits with pressed calibration marks, fast pins and captive de-raker plates. Allowing maximum customisation even when you're on the water.



Part Number	Description	Pin Diameter mm	Adjustment Range mm	Increments mm	Internal Width mm	Weight g
A4024	Channel Stay Adjuster	5	87	9	13	59
A4172	Stay Adjuster	5	52	9	8	46
A4372	Stay Adjuster	5	60	9	8	23
A4472	Stay Adjuster	5	69	9	8	39
A4572	Stay Adjuster	6	76	13	10	86
A4872	Stay Adjuster	6	76	13	9	100
A4972	Open Front Vernier Adjuster	5	64	4	8	38



Part Number	Description	Pin Diameter mm	Adjustment Range mm	Increments mm	Internal Width mm	Weight g
A4272-148	Vernier Adjuster With Lacing Hook	5	64	3	9	46
A4272S	Short Vernier Adjuster	5	32	4	9	25
A4772	Heavy Duty Vernier Adjuster	5	84	4	9.5	71
A4772DR-KIT	Heavy Duty Vernier Adjuster With De Raker Plate	5	84 + 43dr	4	9.5	78
A4772HT	High Tension Vernier Adjuster	6	80	5	10	64
A4272	Vernier Adjuster	5	64	3	9	41
A4772S	Short Heavy Duty Vernier Adjuster	5	32	4	9.5	41
A4772S-6	Short Heavy Duty Vernier Adjuster	6	32	4	10.5	40
A4772SDR-KIT	Short Heavy Duty Vernier Adjuster With De Raker	5	32 + 43dr	4	9.5	40
A4772DR	De-Raker Plate	-	43	-	-	31

## Fast Pins, Reaching Hooks & Drop Nose Pins

Made from 316 stainless steel and designed for use with our vernier adjusters. Please contact us for custom sizes.



Part Number	Description	Diameter mm	Usable Length mm	Overall Length mm	Suitable For	Weight g
A5005	Fast Pin	5	12.5	26.5	A4272	6.3
A5005-32	Fast Pin	5	21	32	-	-
A5006	Fast Pin	6	15	29	A4772HT	8.4
A5007-40	Fast Pin	4.8	30	40	-	-
A5007-50	Fast Pin	4.8	40	50	-	-
A5008-26	Fast Pin	6.4	13	26	-	8.5
A5105L	Reaching Hook	5	13	16	A4272	12
A5105S	Reaching Hook	5	9	12	A4772	11
A5106L	Reaching Hook	6	13	29	A4772S-6/ A4772HT	12.5
A5106S	Reaching Hook	6	9	25	-	12
A5107S	Reaching Hook	4.75	9	25	-	12
A5206-60	Drop Nose Pin	6	60	-	-	21
A5208-15	Drop Nose Pin	6.5	15	-	-	-
A5208-9	Drop Nose Pin	6.5	9.5	22.5	-	-

SPARS & RIGGING

VERNIER ADJUSTER

## Clevis Pins & Split Rings



AFPP266  
AFPP266B  
AFPP266C

AFCP59  
AFCP512  
AFCP515  
AFCP518  
AFCP521  
AFCP525  
AFCP621



F630L

Part Number	Description	Diameter mm	Length mm	Part Number	Description	Diameter mm	Length mm
AFPP266	Small Split Ring	11	-	AFCP59	Clevis Pin	4.9	9.5
AFPP266B	Medium Split Ring	15	-	AFCP512	Clevis Pin	4.9	12.5
AFPP266C	Large Split Ring	18	-	AFCP515	Clevis Pin	4.9	15
				AFCP518	Clevis Pin	4.9	18.5
				AFCP521	Clevis Pin	4.9	21.5
				AFCP525	Clevis Pin	4.9	25
				AFCP621	Clevis Pin	5.9	21.5
				F630L	Drop Nose Pin	4.9	23

## Dynamic Rig Adjustment

The Allen dynamic rig adjustment kit has been developed to suit multiple applications and boats. Examples of applications include the Fireball horizontal mast strut, the 505 vertical mast strut and Graduate GNAV system. In all cases we provide a complete kit.



A4592




All three systems come with a rig adjustment tube.

Part Number	Description	Tube Length mm	Track Length mm
A3210	Vertical Mast Ram Kit	700	250
A3211	Horizontal Mast Ram Kit	700	500
A3212	Gnav System	700	300
A4592	Mast Ram	250	-

## Highfield Levers

A range of high quality formed 316 stainless steel ratchet and non-ratchet highfield levers for rapid and repeatable rig tensioning.



Part Number	Description	Throw mm	Adjustment mm	Backing Plate Thickness mm	Backing Plate Width mm	Backing Plate Length mm	Number Of Adjustments	Weight g
A4160	Highfield Lever	70	-	1.5	16	50	1	100
A4260	Ratchet 3 Fixings Flat Backing Plate	75	63	1.5	13	95	6	193
A4260-1	Ratchet 3 Fixings Clipped Backing Plate	75	63	5	13	101	6	111
A4260-2	Ratchet 4 Fixings Flat Backing Plate	75	63	1.5	13	95	6	102

## Furling Gear & Swivels

A variety of roller furling gear and swivels to use with your jib or headsail. All designed to to be furled and unfurled under load.



Part Number	Description	Fixing Hole Diameter mm	Pin Diameter mm	Fork Width mm	Length mm	Height mm	Weight g	Maximum Working Load Kg
A4102	Stainless Steel Top Furler	-	5	12 / 9	49	-	23	200
A4202	Swivel Connector	-	5	11	34	47.50	38	400
SA2021SC	Small Swivel Connector	-	4	9	26	-	4	115
A4222	Stainless Steel Universal Swivel Base	4	4	-	-	30	28	300
A4302	High Load Top Furler	-	6	8	63.25	82.75	41	430
A4904	Furling Unit	-	5	-	-	73.2	212	400
A4905	Small Boat Drum Furler	-	5	8	68	88	112	430
A4904LZ	Integral Bow Bar Furling Unit	5	5	11	235	90	65	330
A4907	SwiftFurl Continuous Line Furler	-	6	8	83.3	91	197	430

**NEW**

**SwiftFurl Continuous Line Furler.**  
This furler features five rows of torlon ball bearings to allow the unit to spin frictionlessly, even when under load. Unlike a conventional furling drum, this continuous line furler, as the name suggests, is designed to be used with a continuous spliced line. This allows the drum to continue spinning until the jib/ gennaker is completely furled. Meaning any size sail can be used. This design also grants the drum the ability to spin in either direction.

Scan the QR code for more details.

## Gooseneck Socket Body



A1680

A1686



A1682

A1678

A1679

A1679-PIN

A1685

Part Number	Description	Fixing Hole Diameter mm	Pin Diameter mm	To Suit Mast Diameter mm	Groove Width mm	Backing Plate Width mm	Backing Plate Thickness mm	Weight g
A1678	Gooseneck Socket Body	5	9	-	-	47	-	41
A1679	Fixed Pin Gooseneck Fitting	-	9	-	-	-	-	88
A1679-PIN	Gooseneck Pin With Nut	-	9	-	-	-	-	45
A1680	Assembled Gooseneck	5	9	60 - 90	-	72	-	134
A1682	Gooseneck Pin With Pivot Bracket	-	9	-	-	-	-	66
A1685	Loose Gooseneck Pin	-	9	-	-	-	-	44
A1686	Mast Gooseneck Fitting With Pivot	5	9	60 - 90	-	72	-	92

## Goosenecks

A range of high quality 316 stainless steel and pressure die cast aluminium fixed and sliding goosenecks.



A4009C  
A4009LZ  
A4009LZ-10

A4009K  
A4009K-10

A4114-1  
A4114-2  
A4114-3

ASP4109

A.120

Part Number	Description	Fixing Hole Diameter mm	Pin Diameter mm	To Suit Mast Diameter mm	Groove Width mm	Backing Plate Width mm	Backing Plate Thickness mm	Weight g
A4009C	Stainless Steel Gooseneck With Radiused Strap	4	13.6	50 - 55	-	-	-	78
A4009LZ	Stainless Steel Gooseneck With Radiused Strap	4	13.6	55	-	-	-	78
A4009LZ-10	Stainless Steel Gooseneck With Radiused Strap	4	10	55	-	-	-	78
A4009K	Stainless Steel Gooseneck With V Strap	4	13.6	50	-	-	-	78
A4009K-10	Stainless Steel Gooseneck With V Strap	4	10	50	-	-	-	78
A4114-1	Aluminium Sliding Gooseneck	-	13.6	-	7	11	10	101
A4114-2	Aluminium Sliding Gooseneck	-	13.6	-	9	16	4	94
A4114-3	Aluminium Sliding Gooseneck	-	13.6	-	8	16	6	104
ASP4109	Laser/ILCA Gooseneck	5	12	-	-	45	2	-
A.120	Spare Gooseneck Nut	-	-	-	-	-	-	5

**Gooseneck Sleeves** Nylon Gooseneck Sleeve to fit inside carbon or aluminium tubes to prevent wear.



Part Number	Description	Inside Diameter mm	Outside Diameter mm	Length mm	Weight g
A.471	Gooseneck Sleeve	19	29	38	16
A.471TOP	Gooseneck Sleeve	28	34	39	22

## Sheave Boxes

Allen Sheave Boxes are available with a plain bearing or ball bearing sheave. We also have the following choice of sheave material to suit your application: Acetal Resin, Stainless Steel and Alloy.

Sheave boxes are suitable for all types of halyard systems, control line systems and general running rigging.

The low profile range of sheave boxes feature our unique hook-in cage; designed to deal with the high loads of modern rigs.

\* Working and breaking loads are very dependent on the fixing of the sheave box.

\* When using an aluminium sheave box with carbon rigging or decking insure it should be isolated with a suitable product to reduce electrolytic action.



A...9

A...9B

A...9H

A...6

A...6B

A...6H

Part Number	Description	Sheave Width mm	Sheave Diameter mm	Sheave Material	Slot Size mm	Weight g	Fixing Hole Centres mm	Fixing Hole Diameter mm	MWL Kg	Breaking Load Kg
A...9	Aluminium Sheave Box - Plain Bearing	8	25	Acetal	44 x 13	21	57	4	300	670
A...9B	Aluminium Sheave Box - Ball Bearing	8	25	Stainless Steel	44 x 13	38	57	4	300	750
A...9H	Aluminium Sheave Box - Plain Bearing	8	25	Alloy	44 x 13	31	57	4	300	670
A...6	Aluminium Sheave Box - Plain Bearing	8	38	Acetal	52 x 15	34	65	4	400	800
A...6B	Aluminium Sheave Box - Ball Bearing	8	38	Stainless Steel	52 x 15	79	65	4	300	750
A...6H	Aluminium Sheave Box - Plain Bearing	8	38	Alloy	52 x 15	48	65	4	400	800



A...8

A...8A

A...15

A...15B

A...16

A...16B

A4409

Part Number	Description	Sheave Width mm	Sheave Diameter mm	Sheave Material	Slot Size mm	Weight g	Fixing Hole Centres mm	Fixing Hole Diameter mm	MWL Kg	Breaking Load Kg
A...8	Nylon Sheave Box - Plain Bearing	12	38	Acetal	70 x 22	41	80	4	300	700
A...8A	Nylon Sheave Box - Plain Bearing	12	38	Alloy	70 x 22	65	80	4	350	700
A...15	Low Profile Aluminium Sheave Box - Plain Bearing	6	25	Acetal	38 x 10	12	-	4	300	750
A...15B	Low Profile Aluminium Sheave Box - Ball Bearing	6	25	Stainless Steel	38 x 10	24	-	4	300	750
A...16	Low Profile Aluminium Sheave Box - Plain Bearing	6	38	Acetal	58 x 13	36	-	5	400	900
A...16B	Low Profile Aluminium Sheave Box - Ball Bearing	6	38	Stainless Steel	58 x 13	68	-	5	450	900
A4409	Stainless Steel Sheave Box - Plain Bearing	12	38	Stainless Steel	77 x 19	98	90	6	300	600

### Mast Head Sheave Boxes

High quality in house injection moulded nylon 6 mast head crane and sheave box with optional insert moulding to fit larger diameter.



A..94 SA..94

Part Number	Description	Sheave Width mm	Sheave Diameter mm	Sheave Material	Fixing Hole Diameter mm	Weight g
A..94	Mast Head Sheave Box	6	36	Acetal	To Fit 20mm Tube	40
SA..94	Adaptor For A..94	-	-	-	To Fit 35mm Tube	22

### Mast Gates & Step



A.480 A.490 A4107 A4107S A4124 A9100 A9150 A9151 A9152 A9153

Part Number	Description	Length mm	Width mm	Thickness mm	Fixing Hole Centres mm	Slot / Tenon mm	Weight g
A.480	Optimist Deck Ring	85	75	3	54	-	21.5
A.490	Optimist Mast Ring	-	45	3	-	-	8
A4107	Mast Gate Bar	138	22	2	114	-	45
A4107S	Mast Gate Bar	112	22	2	89	-	37
A4124	Adjustable Mast Step	150	23	2	129	19	94
A9100	Pivoting Mast Step	90	45	-	-	-	173
A9150	Pivoting Mast Heel For Selden Mast	77	37	-	-	-	21
A9151	Pivoting Mast Heel For Paragon Mast	77	41	-	-	-	21
A9152	Pivoting Mast Heel For Super Spars Mast	78	46	-	-	-	21
A9153	Pivoting Mast Heel Adapter For Cumulus Mast Profile	32	87	-	-	-	87

### Mast Tangs

A range of 316 stainless steel rigging tangs for externally mounted shrouds and other take-off points.



A4041 A4141 A4141-5 A4241

Part Number	Description	Length mm	Width mm	Fixing Hole Centres mm	Fixing Hole Centres mm
A4041	Mast Tang	77	16	5	11
A4141	Mast Tang	104	22	5 - 6	19 - 26
A4141-5	Mast Tang	104	22	5	10 - 25
A4241	Mast Tang	52	16	5	-



### Spreader Hardware

Spreader accessories for fine tuning spreader length and spreader angle to the mast. Also spreader section and spreader end caps. Please visit [www.allenbrothers.co.uk](http://www.allenbrothers.co.uk) for more detailed information about this products.



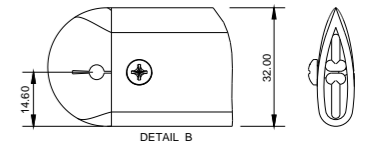
A4527 A4547C

Part Number	Description
A4527	Spreader Bracket With Adjustable Barrels
A4547C	Spreader Bracket



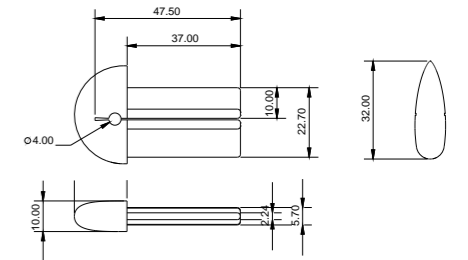
A.791 A.791SA

Part Number	Description	Length mm	Thickness mm	Width mm	Weight g
A.791	Red Aerofoil Spreader Including End Caps	486	10	32	22
A.791-470SA	Aerofoil Spreader	459	10	32	19
A.791SA	Silver Aerofoil Spreader Including End Caps	486	10	32	22



A.147 A.625

Part Number	Description	Length mm	Thickness mm	Width mm	Weight g
A.147	Mast Swing Spreader Root	32	-	42	7
A.625	Spreader End Caps To Fit A.791	37	5.5	22	2.1



## Mast Brackets & Boom Straps

Our range of 316 stainless steel mast and boom straps are available in a variety of designs to suit wooden, carbon and aluminium spar's.



Part Number	Description	Fixing Hole Diameter mm	Spar Size mm	Pin/Head Diameter mm	Strap Thickness mm	Weight g
A4413	Kicking Strap Bracket	5	50 - 80	-	1.5	38
SA.312	Kicking Strap Key	5.5	6 - 13	-	-	-
SA.873	Kicking Strap Key Curved	5.5	6 - 13	-	-	-
A4002	Kicking Strap Key	5.5	-	8mm /13mm	1.5	-
A4210	Spinnaker Head Crane	4	Adaptable	-	5	-



Part Number	Description	Fixing Hole Diameter mm	Spar Size mm	Strap Thickness mm	Weight g
A4016	Boom Strap	5	38	1.5	15
A4116	Boom Strap	5	32	1.5	16
A4216	Boom Strap	5	Forms to any shape	1.5	15
A4417	Boom Strap	5	45	2	29
A4599-S	Mast Bracket For Lowers	5	60	2	64.8
A4032	Gaff Band	5	44 x 44	1.5	16
A4042	Hound Fitting	5	50 - 80	1.5	22
A4142-6.5	Mast Kicker Bracket	5.18	50 - 80	1.5	22
A4142-HT	Heavy Duty Mast Kicker Bracket	5.18	50 - 80	2.1	32
A4203	Mast Anchor Plate	5	50 - 80	1.5	15
A4203R	Mast Anchor Plate	5.1	50 - 80	1.5	16
A4416	Bail Bracket	5	45	1.5	16
A4192	Kicking Strap Lever	5	-	-	132



Part Number	Description	Fixing Hole Diameter mm	Eye Inside Diameter mm	Spar Size mm	Length mm	Maximum Rope Size mm	Weight g
A.932	Pole Launcher	-	-	50	-	-	-
A.132	Spinnaker Pole Mast Bracket Single Eye - Nylon	4	12	35	38	8	12
A.232	Spinnaker Pole Mast Bracket Double Eye - Nylon	4	12	50	45	12	37
A4232	Spinnaker Pole Mast Bracket Double Eye - Stainless	5	15	50-80	36	61	61
A4332	Spinnaker Pole Mast Bracket Single Eye - Stainless	5	25	50	55	37	35

## Halyard Exit Plates

Made from durable 316 stainless steel, these products are designed to stop wear on a mast wall from exiting halyards.



Part Number	Description	Fixing Hole Diameter mm	Fixing Hole Centres mm	Exit Slot Length mm	Exit Slot Width mm	Overall Length mm	Overall Width mm
A4383	Halyard Exit Plate Small	5	99	55	12	116	22
A4385	Halyard Exit Plate Medium	5	149	100	18	178	29



Chris Rashley - Exploder A-Class

## Halyard Hook Racks

Made from pressure die cast aluminium or 316 stainless steel, these are a very popular solution for consistent cleating of a main halyard on the mast.



Part Number	Description	Fixing Hole Diameter mm	Increments mm	Number Of Adjustments	Length mm	Maximum Wire Diameter mm	Weight g
A.245	Hook Rack	4	12.5	10	126	5	31
A.345	Hook Rack	4	12.5	5	85	5	15
A4245	Halyard Lock	5	-	-	58	2-3	9

## Muscle Box

The classic 8:1 muscle box enclosed purchase system.



Part Number	Description	Length mm	Line Diameter mm	Travel mm	Fixing Hole Diameter mm	MWL kg	Weight g	Sheave Diameter mm
A4233	Muscle Box	307	3	147	5	400	254	23

## Mast & Tube Plugs

A range of high quality injection moulded nylon 6 caps for a wide variety of applications.



Part Number	Description	Tube Inside Diameter mm	Tube Outside Diameter mm	Tenon Size mm	Weight g
A.360	End Plug	22	25	-	7
A.363	End Plug	29	32	-	10
A.464	End Cap	41	45	-	14
A.472	End cap	43	46	-	15
A.466	Nylon Mast Heel	47	50	29 x 29	25

## Mast Deck Chocks

Made from Nylon and suitable for use with any keel stepped dinghies such as 420, 470, 505 and Fireball's. Our mast deck chocks feature a soft nylon side that can be trimmed with a knife to suit the width of your mast gate. Available in a pack or individually.



Part Number	Description	Thickness mm	Weight g
A.473-1	Mast Deck Chock	1	3
A.473-5	Mast Deck Chock	5	13
A.473-10	Mast Deck Chock	10	21
A.473-C	Mast Deck Chock Curved	10	32
A.473-S	Mast Deck Chock Slotted And Wedged	17 Maximum / 10 Minimum	32
A.473	Pack Of 5 Mast Deck Chocks	-	101

## Mirror Dinghy Mast Fittings

A range of 316 stainless steel fittings originally designed for the Mirror Dinghy, but suitable for many other classes and applications.



Part Number	Description	Fixing Hole Diameter mm	Mast Diameter mm	Boom Size mm	Sheave Width mm	Weight g
A4184	Spinnaker Crane	4	33	-	18	49
A4314	Gooseneck	4 - 5	50 - 70	20+	-	84
A4314R	Gooseneck	4 - 5	50 - 70	43	-	88

## Mast Base Organiser (pair)



Part Number	Description
A4950	Mast Base Organiser - Pair

## Boom Slides

A very popular 316 stainless steel slider with loop and screw to attach mainsheet and kicking strap points to a boom.



Part Number	Description	Length mm	Width mm	Thickness mm	Loop ID mm	Loop OD mm	Weight g
A4258	Adjustable Stainless Steel Boom Slide	64	16	2	15	25	61

## Spinnaker Pole & Jib Stick Fittings

A range of nylon fittings for use with a variety of spinnaker poles or jib sticks. A4331 & A4431 feature a spring loaded piston trigger to allow for easy open and closing. Designed to fit our spinnaker mast brackets.



Part Number	Description	Fixing Hole Diameter mm	Fixing Hole Centres mm	To Suit Spa Diameter mm	Length mm	Eye Diameter mm	Maximum Rope Size mm	Weight g
A..31	Spinnaker Pole Snap Hook	-	-	22	42	9	8	8
A.131	External Spinnaker Pole Snap Hook	4	33	15	83	9	8	12
A..54	Jib Stick Spike	-	-	22	52	-	-	8
A.154	External Jib Stick Spike	4	35	15	89	-	-	11
A4331	Piston Triggered Spinnaker Pole End	5	70	34	142	13	10	150
A4431	Piston Triggered Spinnaker Pole End	6	37	22	102	8	7	50
A.257	Spinnaker Pole Cleat	5	36	-	102	-	6	18
A.357	Spinnaker Pole Ramp	5	36	-	-	-	6	16
A.602	Spinnaker Pole Tubing 25mm O/D	-	-	25	-	-	-	-



## Rigging Screws

316 Stainless steel rigging screws.



Part Number	Description	Thread	Max Length mm	Min Length mm	Body Length mm	Fork Width mm	Pin Diameter mm	Breaking Load Kg	Weight g
A6110	Fork / Fork Rigging Screw	M5	180	126	80	8	5	800	51
A6112	Fork / Fork Rigging Screw	M6	200	138	92	8	5	1250	90
A6114	Fork / Fork Rigging Screw	M8	234	158	112	10	6	1300	140
A6116	Fork / Fork Rigging Screw	M10	272	188	120	11	8	2600	240



Part Number	Description	Thread	Max Length mm	Min Length mm	Body Length mm	Fork Width mm	Pin Diameter mm	Breaking Load Kg	Weight g
A6132	Fork / Stud Rigging Screw For 2.5mm Wire	M5	206	152	80	8	5	800	45
A6134	Fork / Stud Rigging Screw For 3mm Wire	M6	232	170	92	8	6	1250	85
A6136	Fork / Stud Rigging Screw For 4mm Wire	M6	242	180	92	8	5	1250	87
A6138	Fork / Stud Rigging Screw For 4mm Wire	M8	275	199	112	19	6	1300	130
A6140	Fork / Stud Rigging Screw For 5mm Wire	M8	281	205	112	10	6	1300	132

## Wire Stud Terminal

316 stainless steel threaded swaged stud for wire rigging.



Part Number	Description	Thread	Thread Direction	Body Length mm	Screw Length mm	Body Diameter mm	NV	Weight g
A6152	Threaded Swaged Stud For 2.5mm Wire	M5	Right	32	42	5.5	4.5	1.5
A6153	Threaded Swaged Stud For 2.5mm Wire	M5	Left	87	42	5.5	4.5	1.5
A6154	Threaded Swaged Stud For 3mm Wire	M6	Right	100	48	6.35	5	2
A6155	Threaded Swaged Stud For 3mm Wire	M6	Left	38	48	6.35	5	2
A6156	Threaded Swaged Stud For 4mm Wire	M6	Right	100	48	7.5	6	2.4
A6157	Threaded Swaged Stud For 4mm Wire	M6	Left	45	48	7.5	6	2.4

## Wire Eye Terminal

316 Stainless steel eye terminals for wire rigging.



Part Number	Description	Internal Body Diameter mm	External Body Diameter mm	Eye Diameter mm	Length From Eye Centre mm	Body Length mm	Thickness of Head mm	Weight g
A6175	Stainless Steel Eye Terminal For 2mm Wire	2.2	5.5	5.5	49	32	3	0.9
A6176	Stainless Steel Eye Terminal For 2.5mm Wire	2.8	5.5	5.5	49	32	3	0.8
A6177	Stainless Steel Eye Terminal For 3mm Wire	3.5	6.35	6.5	55	38	4	1.3
A6178	Stainless Steel Eye Terminal For 4mm Wire	4.4	7.5	8.5	67	45	5	2.3

## Wire Fork Terminal

316 Stainless steel fork terminal for wire rigging.



Part Number	Description	Internal Body Diameter mm	External Body Diameter mm	Eye Diameter mm	Length From Pin Centre mm	Body Length mm	Fork Width mm	Weight g
A6166	Stainless Steel Fork Terminal For 2.5mm Wire	2.8	5.5	5	58	32	7	2
A6167	Stainless Steel Fork Terminal For 3mm Wire	3.5	6.35	5	65	38	7	2.3
A6168	Stainless Steel Fork Terminal For 3mm Wire	3.5	6.35	6	66	38	9	2.8
A6169	Stainless Steel Fork Terminal For 4mm Wire	4.4	7.5	5	71	45	7	2.7
A6170	Stainless Steel Fork Terminal For 4mm Wire	4.4	7.5	6	73	45	9	3.4

## Wire 'T' Terminal

316 Stainless steel 'T' terminal for wire



A4283

Part Number	Description	Overall Length mm	Internal Length mm	Internal Diameter mm	External Diameter mm	Weight g
A4283	T-Terminal Backing Plate	4	-	-	44	2.5
A6185	Stainless Steel 'T' Terminal For 2mm Wire	80	32	2.2	5.5	1.5
A6186	Stainless Steel 'T' Terminal For 2.5mm Wire	80	32	2.7	5.5	1.5
A6187	Stainless Steel 'T' Terminal For 3mm Wire	80	39	3.3	6.35	2
A6188	Stainless Steel 'T' Terminal For 4mm Wire	100	45	4.2	7.5	4

## Eye Bolt

Stainless steel eye screw with bolt for rigging.



Part Number	Description	Thread	Overall Length mm	Length From Hole Centre mm	Screw Length mm	Head Diameter mm	Thread Length mm	Breaking Load Kg	Weight g
A6200	Stainless Steel Eye Bolt	M6	57	46	30	13	30	1360	1.8
A6204	Stainless Steel Eye Bolt	M6	87	76	60	13	60	1360	2.6
A6208	Stainless Steel Eye Bolt	M8	66	53	35	15	35	2390	3.8
A6212	Stainless Steel Eye Bolt	M8	110	98	80	15	75	2390	5.5

## Rig Spanner

Closed Open



Part Number Description

A4004	Rig Spanner
-------	-------------

### Finn & OK Dinghy Boom

Extruded 6082 aluminium gives durability, strength and stiffness whilst being able to resist the marine environment.

#### Features

- Tapered end for weight reduction.
- Blue Pad-Tii's and through deck bushes for soft attachment of blocks.
- Multiple rigging options for outhaul.
- Stiff and strong.



Part Number	Description	Weight g
A-OK-BOOM	OK Boom	3400
A-FINN-BOOM	Finn Boom	-
A-BOOM-BOLT	Bolt For OK & Finn Boom	120

#### Boom Bolt

Designed for use with the OK & Finn Boom.

#### Features

- Innovative nut held in place with fast pin.
- Two plastic washers stop contact corrosion.



#### V2 Vang Lever

The V2 Vang Lever is lightweight, strong and stylish.

#### Features

- Two large rope friendly sheaves on either side of the pivot point guide the vang control line.
- Spacer mouldings to hold a triple block in the centre of the lever.
- Protective end caps to limit damage to the deck.
- Easily assembled and disassembled.
- CNC Machined from aluminium
- For both Finn and OK Dinghys
- Anodised blue.



Part Number	Description	Weight g
A-VANG-LEVER	V2 Vang Lever	360

## Rudder Stocks and Accessories



International Moth - Credit: Mark Jardine

#### Tiller Extensions - Carbon

Allen Carbon Tiller Extensions are light yet responsive, providing you with great feedback from your tiller. We have two styles of Carbon Tiller Extensions to suit your style of sailing. Available in a variety of lengths. The A55.. range has a narrower carbon tube and utilises a foam grip at the end of the extension.



Part Number	Description	Length mm	Length ft	Weight g	Tube Diameter mm
A5506	Carbon Fibre With Soft Grip And Universal Joint	609	2	96	20
A5507	Carbon Fibre With Soft Grip And Universal Joint	710	2.3	103	20
A5509	Carbon Fibre With Soft Grip And Universal Joint	925.8	3.03	107	20
A5511	Carbon Fibre With Soft Grip And Universal Joint	1100	3.6	110	20
A5512	Carbon Fibre With Soft Grip And Universal Joint	1200	4	147	20
A5514	Carbon Fibre With Soft Grip And Universal Joint	1400	4.10	164	20
A5519	Carbon Fibre With Soft Grip And Universal Joint	1900	6.3	206	20
A5521	Carbon Fibre With Soft Grip And Universal Joint	2100	6.9	226	20
A5525	Carbon Fibre With Soft Grip And Universal Joint	2500	8.3	269	20

### Tiller Extensions - Aluminium

Our Range of Aluminium Tiller Extensions are lightweight and feature a foam grip to give you the ultimate control. Available in 7 lengths and 7 anodised colours, Red, Blue, Black, Silver, Orange, Purple and Graphite.



Part Number	Description	Suitable For	Length mm	Length ft	Weight g
A.454	Tiller Extension Retaining Clip	All Aluminium Tiller Extensions	-	-	4
A4198	Aluminium Tiller Extension		700	2.29	141
A4898	Aluminium Tiller Extension	Optimist, Cadet	609	2	124
A4298TOP	Aluminium Tiller Extension	Topper	685	2.3	177
A4298	Aluminium Tiller Extension	Laser 2, Laser 3000	762	2.6	147
A4498TOP	Aluminium Tiller Extension	Topper	975	3.2	177
A4498	Aluminium Tiller Extension	470,420, Enterprise, GP14, Pico	915	3	170
A4698	Aluminium Tiller Extension	Laser, RS400, Finn, 29er, RSFeva, RS200	1067	3.6	195
A4798	Aluminium Tiller Extension	B14, RS600, Int.14, Contender	1975	6.6	347

### Tiller Extension Universal Joints

Universal joints are for connecting the tiller extension to the tiller. Our range gives you maximum control and feedback whilst still proving reliable over long periods of use.



Part Number	Description	Fixing Hole mm	Bolt Length mm	To Suit	Weight g
A4092	UJ Bolt Fixing For Wooden Tiller	4	32	17mm Maximum Outside Diameter Extension	41
A4098	UJ Base Plate Fixing For Wooden Tiller	4	-	17mm Maximum Outside Diameter Extension	41
A5098	Tiller Flexi-Joint Oval Version	5	-	13mm Minimum Inside Diameter Tube	22
A5198	Tiller Flexi-Joint Square Version	5	-	13mm Minimum Inside Diameter Tube	22
A5196	Saddle To Go Under Flexi-Joint	5	-	25mm Tiller Tube	6
A5197	Saddle To Go Under Flexi-Joint	5	-	32mm Tiller Tube	5
A5198BASE-M5NUT	UJ Base	5	-	-	5

### Rudder Stocks and Tillers

Allen Rudder Stocks have been developed from years of high performance rudder stock designs. The design is based on innovative interlocking precision-machined components, and does away with the chunky pintle and gudgeon brackets that are typically found on pressed aluminium stocks. Instead they are integrated into the main section to give you a clean, cutting-edge look, but it also delivers a 25% weight reduction in comparison to the traditional design. The final assembly is very stiff and robust, making the tiller far more responsive.



Part Number	Description	Between Pintle mm	Blade Thickness mm	Tiller Angle Degrees	Tiller Diameter mm	Tiller Length mm	Weight g
A7000	Rudder Stock	175	25	7	-	-	744
A7001	One Piece Pintle & Gudgeon For Use With A7000	-	-	-	-	-	-
A1618	ILCA Gorilla Tiller Only	-	-	-	31.5	990	-
A1619	Gorilla Tiller With Aluminium Tiller Extension	-	-	-	31.5	990	-
A1620	ILCA Groilla Tiller Extension Only	-	-	-	-	1079.80	-
A7002-1.0	1000mm Tiller For Use With A7000	-	-	-	-	-	-
A7002-1.1	1100mm Tiler For Use With A7000	-	-	-	-	-	-
A7002-1.2	1200mm Tiler For Use With A7000	-	-	-	-	-	-
A7002-1.3	1300mm Tiller For Use With A7000	-	-	-	-	-	-
A7420	420 Rudder Stock	244	19	-	-	-	-
A7470	470 Rudder Stock	226	22	-	-	369	-

## Transom Plates, Pintles & Gudgeons

Our range of Rudder Gudgeons and Pintles are available in varying sizes. Designed for fixing to the rudder blade or rudder stock.



Part Number	Description	Fixing Hole Diameter mm	Overall Width mm	Hole / Pin Diameter mm	Pin Length mm	Transom To Pin Centre mm	Weight g
A.420	Transom Gudgeon	5	131	8	30	39	42
A.485	Laser/ILCA Gudgeon	5.7	130	9.5	-	36.3	34.9
A.520	Transom Gudgeon	5	70	8	-	19	28
A.520-10	Transom Gudgeon	5	70	10	-	16	27
A4020	Transom Gudgeon	4.9	70	8.2	-	18	22
A4020S	Transom Gudgeon	5.5	75	8.1	-	17	41
A4120	Transom Gudgeon	5.2	58	8.2	-	17.5	17
A4420	Optimist Transom Gudgeon	5.2	44	6.2	-	24	24
A4840	Rudder Gudgeon	5	62	8	-	31	22



Part Number	Description	Fixing Hole Diameter mm	Overall Width mm	Hole / Pin Diameter mm	Pin Length mm	Transom To Pin Centre mm	Weight g
A.519	Transom Pintle	6.3	72	8	45	18	89
A.519-10	Transom Pintle	6.3	72	10	57	18	95
A4019	Transom Pintle	4.8	80	8	57	18	67
A4019S	Transom Pintle	5.2	75	8	56.9	17	112
A4317	Transom Pintle	4	32	7.8	37	18	40
A7001	One Piece Pintle & Gudgeon For A7000	5	69	7.59	-	18	100
A.619	Pintle Packing Spacer	6	71	-	-	-	6

## Rudder Retaining Equipment

Our range of acetal and stainless steel rudder retaining equipment holds the rudder in place. Available in a variety of sizes.



Part Number	Description	Fixing Hole Diameter mm	Overall Width mm	Weight g
A..21	Acetal Retaining Clip	4	53	2.5
A..21SS	Stainless Steel Retaining Clip	4	53	5
A.221	Optimist Rudder Retaining Clip	4	51	2.5
A1923	Stainless Steel Retaining Clip With Endcap	5	78	9
A4121	Stainless Steel Retaining Clip	5	78	9

## Rudder Wing Nuts



Part Number	Description	Fixing Hole Diameter mm	Overall Width mm	Weight g
A4229-6	Rudder Stock Wing Nut	6	57	21
A4229-8	Rudder Stock Wing Nut	8	57	20
A5229	Wing Nut & Bolt Retainer Plastic	8	65	19
A1785	Laser Tiller Retaining Pin	-	3	3.7

## Rudder Pintles & Gudgeons

Available in varying sizes to match rudder head widths, this range of 316 stainless steel fittings are for fixing to the rudder blade or rudder stock.



Part Number	Description	Fixing Hole Diameter mm	Width mm	Hole / Pin Diameter mm	Pin Length mm	Length mm	Distance From Stock To Pin mm	Weight g
A4017-23	Rudder Pintle	4	23	8	40	89	18	88
A4017-35	Rudder Pintle	4	35	8	40	89	18	101
A4017-42	Rudder Pintle	4	42	8	40	89	18	101
A4017-45	Rudder Pintle	4	45	8	40	89	18	101
A4017-51	Rudder Pintle	4	51	8	40	89	18	101
A4017-54	Rudder Pintle	4	54	8	40	89	18	101
A4017-60	Rudder Pintle	4	60	8	40	89	18	101
A4017C-38	Rudder Pintle	4	38	8	40	89	18	101
A4117L	Rudder Pintle	4	11	7.8	47	70	18	57
A4117S	Rudder Pintle	4	11	7.8	35	70	18	57
A4417L	Optimist Rudder Pintle	5.2	12	6	34	80	10	48
A4417S	Optimist Rudder Pintle	5.2	12	6	19	80	10	40



Part Number	Description	Fixing Hole Diameter mm	Width mm	Hole / Pin Diameter mm	Pin Length mm	Length mm	Distance From Stock To Pin mm	Weight g
A4018-23	Rudder Gudgeon	5.5	23	8	-	135	18	87
A4018-35	Rudder Gudgeon	5.2	35	8	-	148	18	105
A4018-42	Rudder Gudgeon	5.2	42	8	-	143	18	105
A4018-45	Rudder Gudgeon	5.2	45	8	-	142	18	105
A4018-51	Rudder Gudgeon	5.2	51	8	-	140	18	105
A4018-54	Rudder Gudgeon	5.2	54	8	-	138	18	105
A4018C-38	Rudder Gudgeon	5.2	38	8	-	92	18	83
A4106	Rudder Gudgeon	4.8	38	8	-	110.9	18	126
A4318	Rudder Gudgeon	4.8	43	8	-	108.4	18	123

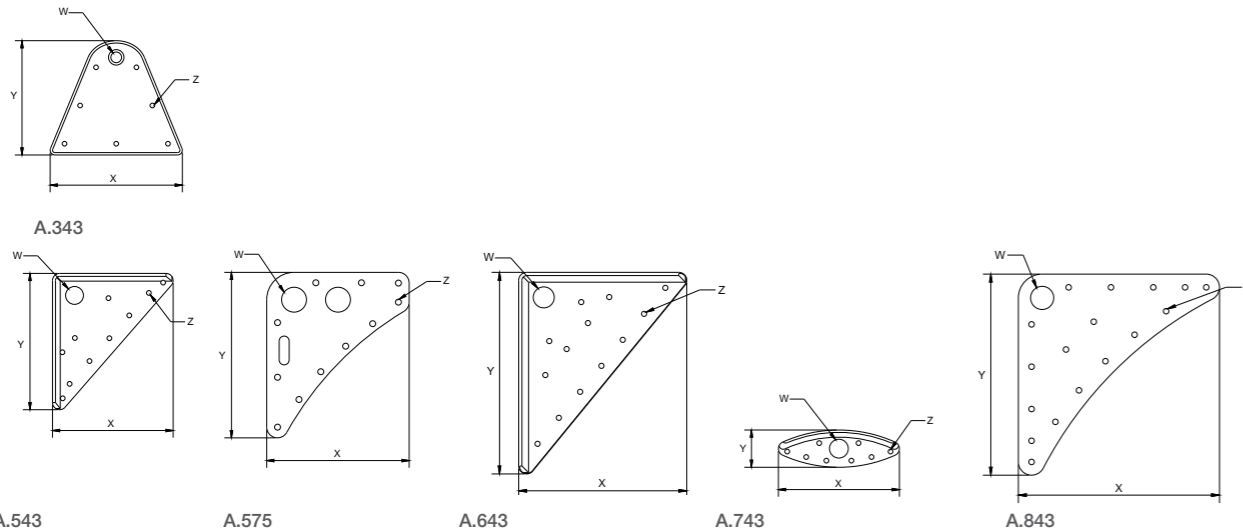
# Sailmakers Hardware

**Sailmakers Hardware** – We produce a range of injection moulded plastic fittings suitable for attaching to sails, awnings, and other textiles. Everything is injection moulded in-house at our factory in Essex, UK.



Petticrows Dragon - Credit: Elena Razina

**Sail Headboards** High quality in-house injection moulded nylon 6 sailmakers headboards.



Part Number	Description	W mm	X mm	Y mm	Z mm	Weight g
A.343	Spinnaker	9	110	95	4	18
A.543	Mainsail	16	110	115	4	14
A.575	Mainsail	21	120	140	5	32
A.643	Mainsail	16	126	150	4	25
A.743	Spinnaker	16	112	32	4	4
A.843	Headboard	17	152	152	4	-

## Batten Hardware

In-house injection moulded nylon 6 and high quality 316 stainless steel batten protectors and batten end tensioners.



Part Number	Description	To Suit Batten Width mm	To Suit Batten Thickness mm	To Suit Batten Diameter mm	Length Overall mm	Width Overall mm	Thickness Overall mm	Weight g
A..51	Batten Protector With Stainless Steel Screws	27	5	-	46	20	10	7
A.101	Batten Compression Adjuster	14	9	-	71	28	20	8
A.102	Stainless Steel Batten Pocket Connector	-	10	-	66	18	-	47
A.151	Batten Protector With Brass Screws	34	4	-	47	10	9	3
A.251	Batten Protector With Brass Screws	60	7	-	85	15	13	13
A.351	Batten Protector With Stainless Steel Screws	40	5	-	64	30	10	11
A.419L	Batten Protector - Long	53	10	22	91	78	32	142
A.419S	Baton Protector - Short	42	6	15	70	63	25	80
A.451	Batten Protector With Stainless Steel Screws	25	6	-	43	34	16	13
A.651	Batten End Cap	14.5	6	-	33	28	10	20
A.751	Batten End Cap	20	7	-	20	32	10	6
A.851	Batten Protector With Stainless Steel Screws	23	5	-	64	35	10	15
A.951-10	Inboard Batten Adjuster	10	4	-	62	35	17	33
A.951-18	Inboard Batten Adjuster	19	6.5	-	64	42	20	45.8
A.952-8	Inboard Clam Shell Batten End	25	8	8	61.55	58	-	-
A.952-11	Inboard Clam Shell Batten End	25	11	11	61.55	58	-	-

**Jib Hanks** High quality in-house injection moulded nylon 6 jib twist on hanks (Patented). Ideal for connecting the luff of the jib to a forestay.

Part Number	Description	Forestay mm	Maximum Luff Wire mm	Weight g
A.144	Medium Jib Hank (Patent No: 881696)	4	5	2.66
A.144B	Small Jib Hank (Patent No: 881696) Black	4	5	2.66
A.244	Large Jib Hank (Patent No: 881696)	5	6	3.75
A.344	Small Jib Hank With Stainless Steel Screw	3	3	2.66

## Luff & Cunningham Blocks

Part Number	Description	Sheave Size mm	Weight g	Length mm	Width mm
A.478	Nylon Cunningham Block With Acetal Sheave	22	16	80	30
A.886	Snap-On 3 Piece Nylon Luff Block	16	6	40	16

SAILMAKERS HARDWARE

SAILMAKERS HARDWARE

**Sail Shackles** High quality in-house injection moulded nylon 6 sail shackles with either screw fixing or snap fixing.



Part Number	Description	Width mm	Length mm	Opening mm	Weight g
A.249	Slide Hank With Screws	52	21	-	4
A.349	Nylon Sail Shackle	13.5	26	4	1.8
A.449	Nylon Sail Shackle	24	45	7	3.5
A.549	Nylon Sail Shackle	28	53	6	6
A.649	Ring	46	60	5	8
A.749	Nylon Sail Shackle	18	36	9	3
A.849	Nylon Sail Shackle	19	39	9	4
A1049	Nylon Sail Shackle	62.15	5.5	15	6

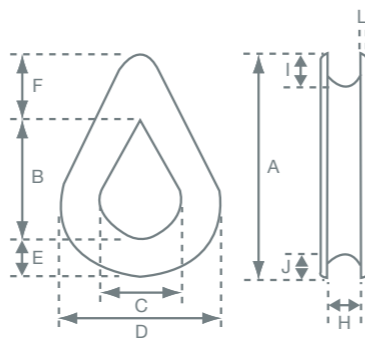
**Sail Ring** Strong and light weight, in-house injection moulded nylon 6 sail rings.



Part Number	Description	Inside Diameter mm	Outside Diameter mm	Breaking Load Kg	Weight g
A..56	Nylon Sail Ring	13	22	50	0.3
A.156	Nylon Sail Ring	18	32	90	2.5
A.256	Nylon Sail Ring	22	37.5	130	4.5
A.356	Nylon Sail Ring	28	46.5	200	8

**Thimbles**

High quality in house injection moulded nylon 6 and 316 stainless steel thimbles for wire and rope suitable for 2mm to 18mm diameters.

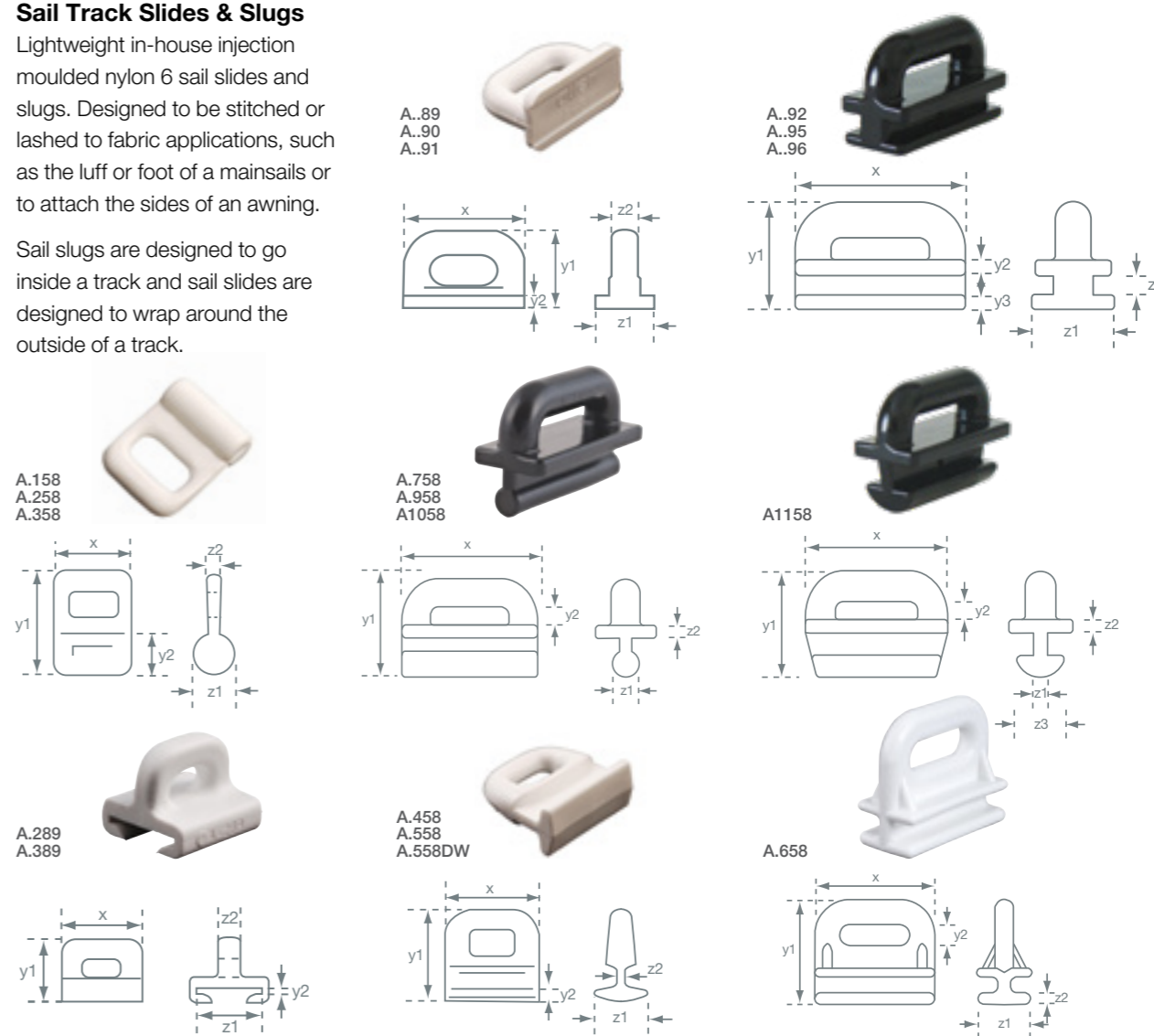


Part Number	Description	A mm	B mm	C mm	D mm	E mm	F mm	H mm	J mm	L mm
A.802	Nylon Thimble For 2mm Rope	12	7.3	4.9	8.8	1.9	2.9	2.1	1.1	0.4
A.803	Nylon Thimble For 3mm Rope	18	10.9	7.3	15.1	2.8	4.3	3.1	1.7	0.6
A.804	Nylon Thimble For 4mm Rope	24	14.5	9.8	17.5	3.8	5.8	4.2	2.3	0.8
A.805	Nylon Thimble For 5mm Rope	30	18.1	12.1	21.9	4.7	7.2	5.0	2.8	0.9
A.806	Nylon Thimble For 6mm Rope	36	21.8	14.6	26.3	5.6	8.6	6.1	3.4	1.1
A.808	Nylon Thimble For 8mm Rope	48	29.0	19.5	35.0	7.5	11.5	8.0	4.5	1.5
A.810	Nylon Thimble For 10mm Rope	60	36.3	24.4	43.8	9.4	14.4	10.0	5.6	1.9
A.812	Nylon Thimble For 12mm Rope	72	43.5	29.3	52.5	11.3	17.3	11.2	6.8	2.3
A.814	Nylon Thimble For 14mm Rope	84	50.8	34.1	61.3	13.1	20.1	13.4	7.9	2.6
A.818	Nylon Thimble For 18mm Rope	108	65.3	43.9	78.8	16.9	25.9	17.2	10.1	3.4
A6010	Stainless Steel Thimble For 2mm Wire Or Rope	20	17	9	12	-	-	3	-	1.0
A6011	Stainless Steel Thimble For 3mm Wire Or Rope	22	18	10	14	-	-	4	-	1.0
A6012	Stainless Steel Thimble For 4mm Wire Or Rope	25	20	11	16	-	-	5	-	1.2
A6013	Stainless Steel Thimble For 5mm Wire Or Rope	26	21	13	18	-	-	6	-	1.2
A6014	Stainless Steel Thimble For 6mm Wire Or Rope	32	27	15	20	-	-	7	-	1.5

**Sail Track Slides & Slugs**

Lightweight in-house injection moulded nylon 6 sail slides and slugs. Designed to be stitched or lashed to fabric applications, such as the luff or foot of a mainsails or to attach the sides of an awning.

Sail slugs are designed to go inside a track and sail slides are designed to wrap around the outside of a track.



Part Number	Description	Compatible With	X mm	Y1 mm	Y2 mm	Z1 mm	Z2 mm	Weight g	Breaking Load kg	MWL* kg
A..89	Internal Sail Slide	A.249 / A.349 / A.449 / A.549 / A.649 / A.749 / A.849 / A1049	32	21	4	15	7	4	250	100
A..90	Internal Sail Slide	A.249 / A.349 / A.449 / A.549 / A.649 / A.749 / A.849 / A1049	35	23	4	18	9	5	275	100
A..91	Internal Sail Slide	A.249 / A.349 / A.549 / A.749 / A.849 / A1049	39	25	5	21	8	8	500	150
A..92	Internal Sail Slide	A.349 / A.849 / A1049	45	27.65	2.84	17.9	4.23	13	300	150
A..95	Internal Sail Slide	A.349 / A.749 / A1049	45	26.9	3.1	15.3	4.23	12	400	250
A..96	Internal Sail Slide	A.349 / A1049	45	28.4	3.77	21.8	4.23	14	500	300
A.158	Sail Slug	A.249 / A.349 / A.449 / A.649 / A.749 / A.849 / A1049	22	29	9	8	3	2	100	50
A.258	Sail Slug	A.249 / A.349 / A.449 / A.649 / A.749 / A.849 / A1049	50	40	11	14	3	5	200	50
A.358	Sail Slug	A.249 / A.349 / A.449 / A.649 / A.749 / A.849 / A1049	22	30	12	12	3	3	120	50
A.758	Sail Slug	A.349 / A1049	45	35.15	4.23	11.60	5.75	14	500	250
A.958	Sail Slug	A.349 / A1049	45	32.45	4.23	8.90	5.75	12	400	250
A1058	Sail Slug	A.349 / A1049	45	30.75	4.23	7.3	5.75	10	300	250
A1158	Sail Slug	A.349 / A1049	45	33.55	4.23	4.40	5.75	14	600	250
A.289	External Sail Slide	A.349	23	20	2	18	6	4	75	40
A.389	External Sail Slide	A.349 / A.749 / A.849 / A1049	28	20	3	23	6	5	120	50
A.458	Internal Sail Slide	A.249 / A.349 / A.449 / A.649 / A.749 / A.849 / A1049	30	29	4	13.8	3	5	250	100
A.558	Internal Sail Slide	A.249 / A.349 / A.449 / A.649 / A.749 / A.849 / A1049	25	22	3	10.5	4	2	150	50
A.558DW	Internal Sail Slide	A.249 / A.349 / A.449 / A.549 / A.649 / A.749 / A.849 / A1049	41	21	3	10	5	-	140	30
A.658	Internal Sail Slide	A.249 / A.349 / A.449 / A.649 / A.749 / A.849 / A1049	39	34	4.2	17	3.8	10	350	150

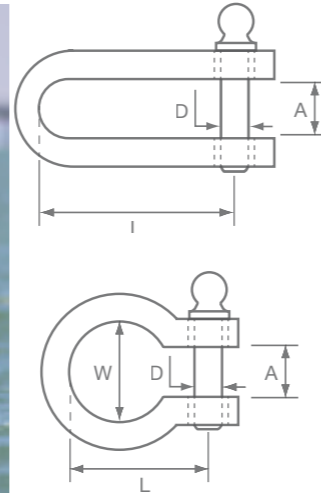
\*Maximum Working Load kg

# Shackles

**Shackles** – 316 Stainless steel shackles are commonly used in the rigging and sailing systems for connecting different parts of the sail, lines, or hardware. 316 stainless is chosen for its strength, durability, and resistance to corrosion, ensuring the shackles can withstand the harsh marine environment. It's important to regularly inspect shackles for wear and tear to ensure the safety and reliability.



International Moth - Credit: Mark Jardine



## Pressed Shackles



Part Number	Description	L mm	A mm	D mm	W mm	Breaking Load kg	Maximum Working Load kg	Weight g
A4028	Pressed Rigging Link Narrow	16	9	5	-	900	300	7
A4128	Pressed Rigging Link	18	8	5	-	700	300	7
A4428	Pressed Shackle	20	16	5	-	1000	300	7
A4328	Pressed Rigging Link Narrow	21	12	5	14	1000	300	9
A4048	Pressed Shackle	20	13	5	14	800	300	10
A4828	Bayonet Halyard Shackle	25	13	5	-	550	200	17
A1438	Pressed Shackle	27	18	6	19	1000	500	19
A4228	Large Pressed Rigging Link Narrow	29	8	5	13	1300	600	20
A4138	Pressed Rigging Link	31	13	5	-	800	300	14

**Round Body Shackles** A range of 316 stainless steel round body shackles and bow shackles with a forged pin.



Part Number	Description	L mm	A mm	D mm	W mm	Breaking Load kg	Weight g
A-621104	D Shackle With Forged Pin	16	9	4	-	500	6
A-621105	D Shackle With Forged Pin	18	11	5	-	950	13
A-621106	D Shackle With Forged Pin	22	13	6	-	1500	24
A-621108	D Shackle With Forged Pin	32	16	8	-	2500	55
A-621110	D Shackle With Forged Pin	40	20	10	-	4100	109
A-622104	Bow Shackle With Forged Pin	20	8	4	13	500	8
A-622105	Bow Shackle With Forged Pin	23	11	5	17	950	15
A-622106	Bow Shackle With Forged Pin	27	14	6	21	1500	26
A-622108	Bow Shackle With Forged Pin	36	18	8	28	2500	59
A-623104	Long D Shackle With Forged Pin	32	8	4	-	500	9
A-623105	Long D Shackle With Forged Pin	40	10	5	-	950	20
A-623106	Long D Shackle With Forged Pin	48	12	6	-	1500	-
A-623108	Long D Shackle With Forged Pin	60	17	8	-	2500	73
A-623110	Long D Shackle With Forged Pin	80	20	10	-	3000	8
A-624105	Twisted Shackle With Forged Pin	33	11	5	-	950	16
A-624106	Twisted Shackle With Forged Pin	33	13	6	-	1500	28
A-624108	Twisted Shackle With Forged Pin	40	18	8	-	2500	65
A-624110	Twisted Shackle With Forged Pin	44	16	10	-	4100	-

## Forged Shackles

A range of forged stainless steel shackles, forged for the highest strength to size ratio.



Part Number	Description	L mm	A mm	D mm	Breaking Load kg
A5404S	D Shackle Extra Small	15	8	4	780
A5405N	D Shackle Narrow	18	6	5	1250
A5405S	D Shackle Small	18	11	5	1250
A5406S	D Shackle Medium	12	13	6	2500

## Pressed Shackles

A range of 316 stainless steel pressed shackles designed specifically for dinghies and sportsboats incorporating strength and practicality.



Part Number	Description	L mm	A mm	D mm	W mm	Breaking Load kg	Maximum Working Load kg	Weight g
A4929	Pressed Shackle	9	11	5	-	300	250	6
A4728	Pressed Rigging Link Narrow	10	9	3	11	250	200	3
A4348	Pressed Shackle	14	13	5	14	1000	300	4
A4528	Pressed Rigging Link Narrow	15	11	5	13	900	300	7
A4148	Pressed Shackle	16	9	5	-	1000	500	7

## Strip Shackles

A range of 316 stainless steel strip shackles designed for strength and practicality.



Part Number	Description	L mm	A mm	D mm	Breaking Load kg	Weight g
A6020	D Shackle With Standard Pin	15	10	4	500	4
A6022	D Shackle With Standard Pin	17	12	5	1000	8
A6023	D Shackle With Standard Pin	24	15	5	1000	15
A6024	D Shackle With Standard Pin	36	16	5	1200	16
A6027	Shackle With Key Pin	24	16	6	1200	16
A6028	D Shackle With Standard Pin	40	15	6	1200	25
A6035	D Shackle With Slotted Pin	15	10	4	500	4
A6037	D Shackle With Slotted Pin	17	12	5	1000	8
A6038	D Shackle With Slotted Pin	24	15	5	1000	14
A6039	D Shackle With Slotted Pin	36	16	5	1200	-
A6040	D Shackle With Slotted Pin	25	12	5	1200	10
A6045	Bow Shackle With Standard Pin	23	15	6	2000	-
A6046	Bow Shackle With Standard Pin	32	17	8	3000	39
A6047	Bow Shackle With Standard Pin	40	21	10	5000	-
A6060	Twisted Shackle With Standard Pin	22	12	5	1200	11
A6061	Twisted Shackle With Standard Pin	33	12	5	1200	15
A6062	Twisted Shackle With Standard Pin	36	14	6	2000	25
A6065	Shackle With Key Pin	17	11	4	600	4
A6066	Shackle With Key Pin	36	15	5	1200	12
A6067	Shackle With Key Pin	26	13	5	1200	15
A6069	Shackle With Key Pin	25	14	6	2000	-
A6075	Shackle With Key Pin And Extra Pin & Ring	12	23	5	700	14
A6076	Shackle With Key Pin And Extra Pin & Ring	15	33	5	700	17
A6077	Shackle With Key Pin And Extra Pin & Ring	14	23	6	1500	27
A6078	Shackle With Key Pin And Extra Pin & Ring	20	38	8	2000	49

## Tii-Shackles

This simple and easy attachment system will save weight and give you more options for attaching blocks. Tii-Shackles feature an adjustable loop to make attachment quick and easy. Perfectly designed for use with our Tii-On blocks and Pad-Tii ranges.



Part Number	Description	For Use With	Length mm	Diameter mm	Breaking Load kg	Weight g
A15100	Tii-Shackle	A2020Tii, A2020Ti3	100	1.5	200	0.6
A20120	Tii-Shackle	A2022Tii, A2030Tii	110	2	200	1
A20140	Tii-Shackle	A2030Tii, A2032Tii	140	2	200	1.1
A25145	Tii-Shackle	A2032Tii, A2040Tii	145	2.5	300	1.5
A30160	Tii-Shackle	A2050Tii	160	3	400	2.6
A30230	Tii-Shackle	A2050Tii, A2060Tii	230	3	400	3.4
A40200	Tii-Shackle	A2060Tii	200	4	600	5.4

**Accessories** – A wide range of accessories from merchandise to spare parts and Aerovane to hooks.



## Wind Indicators

Aerovane Wind Indicators - Light, responsive and balanced for accurate wind indication.

The Aerovane Mast Crane Adaptor is used to pair an A.171 with any tapped or un-tapped keelboat mast.



Part Number	Description	Diameter mm	Length mm	Rod Length mm	Weight g
A..71	Aerovane - Mast Head Mounted	-	190	270	10
A..71M	Aerovane - Lower Mast Mounted	-	250	330	11
A..71R	Aerovane - Rail Mounted	25	190	270	15
A.171	Large Aerovane - Mast Head Mounted	-	250	330	35
A.171M	Large Aerovane - Lower Mast Mounted	-	250	330	37
A.172	Aerovane Adaptor	5/16 UNC	40	-	27
A..71R-CLAMP	Rail Mounting Clamp	25.55	64.06	-	53.2


SHACKLES

ACCESSORIES



### Burgees

Fabric racing and cruising burgee. Mounted at the top of a mast to establish wind direction. Available in Blue, Red, Yellow and Pink.



Part Number	Description	Rod Length mm	Weight g
A.167ASS*10	10 Assorted Colours Racing Burgees	410	30
A.168ASS*10	10 Assorted Colours Racing Burgees With Short Rod	270	26
A.169ASS*10	10 Assorted Cruising Burgees	410	30
A.866	Burgee Mast Peg	-	1.2
A4066	Burgee Clip For Mast	-	9

### Inglefield Clips

Pressure die cast aluminium and in house injection moulded nylon clips for fastening two lines or shock cords together, such as flags or spinnaker bags.



Part Number	Description	Length mm	Breaking Load Kg	Max Working Load Kg	Maximum Rope Diameter mm	Thickness mm	Weight g
A..75	Small Clip (Flags)	26	39	20	5	7	2
A..74	Medium Clip (Spinnaker)	36	178	89	6	4	7
A..74M	Moulded Inglefield Clip	36	60	30	6	4	1
A.174	Large Clip (Spinnaker)	50	266	133	10	10	19



### Tidy Clips

High quality in house injection moulded nylon 6 tidy clips to store your spinnaker pole, oars or other loose parts securely.

Part Number	Description	Tube Diameter mm	Base Size mm	Overall Height mm	Fixing Hole Size mm	Distance Between Fixings mm	Weight g
A.754	Extra Small Spring Clip	19	19 x 14 x 4	25	4	-	0.5
A.754W	Extra Small White Spring Clip	19	19 x 14 x 4	25	4	-	0.5
A.854	Small Spring Clip	22	22 x 16 x 5	29	3	8	2.5
A.854W	Small White Spring Clip	22	22 x 16 x 5	29	3	8	2.5
A.254	Medium Spring Clip	25	26 x 15 x 4	34	3	9	3
A.254W	Medium White Spring Clip	25	26 x 15 x 4	34	3	9	3
A.354	Large Spring Clip	32	30 x 18 x 4	46	4	11	7
A.354W	Large White Spring Clip	32	30 x 18 x 4	46	4	11	7
A.554	Extra Large Spring Clip	38	35 x 19 x 4	55	4	12	10
A.554W	Extra Large White Spring Clip	38	35 x 19 x 4	55	4	12	10
A.654	Jumbo Spring Clip	44	41 x 22 x 5	64	4	21	16

### Hooks - Nylon

High quality in-house injection moulded nylon 6 hooks will suit a variety of different applications. Nylon Hooks are available in black, white, grey and orange.



Part Number	Description	Max Rope Diameter mm	Length mm	Weight g
A..59	Nylon 'Handy' Hook	4	38	2
A.259	Nylon 'Handy' Hook	6	47	5
A.359	Nylon Spring Hook	8	53	5
A.559	Nylon 'Handy' Hook	8	62	11
A.659	Nylon Spring Hook	6	53	10

### Hooks - Stainless Steel

High quality formed and pressed 316 stainless steel hooks suitable for connecting a wide range of products, rope, wire etc. where the part needs to be readily removed either during or after sailing.



Part Number	Description	Max Rope Diameter mm	Length mm	Weight g
A4057	40mm Round Boom Outhaul Hook	-	90	33
A4069	Forged Twisted Hook	12	60	29
A4157	Spinnaker Uphaul Hook	4	54	9
A4159	'S' Hook	10	67	19
A4259	'S' Hook With Keeper	10	67	20
A4369	Hook With Nylon Retainer	6	60	16
A4459	Welded 'S' Hook With Keeper	10	61	27
A4659	Welded 'S' Hook	10	61	27
A4759	Welded 'S' Hook	12	67	32
A4869	Forged Hook	5	52	23
A4869K	Forged Hook With Keeper	5	52	24.1
A4969	Forged Twisted Hook	5	52	23
A731705	Carbine Hook	8	50	-
A731705-E	Carbine Hook With Eye	7.5	50	-
A731706	Carbine Hook	9	60	-
A731706-E	Carbine Hook With Eye	8	60	-
A731707	Carbine Hook	10	70	-
A731707-E	Carbine Hook With Eye	9	70	-
A731708	Carbine Hook	12	80	-
A731708-E	Carbine Hook With Eye	11	80	-
A731709	Carbine Hook	13	90	-
A731709-E	Carbine Hook With Eye	12	90	-
A731710	Carbine Hook	15	100	-
A731710-E	Carbine Hook With Eye	14	100	-
D92058	Twisted Stainless Steel Hook	8	55	25

# Keyball Trapeze

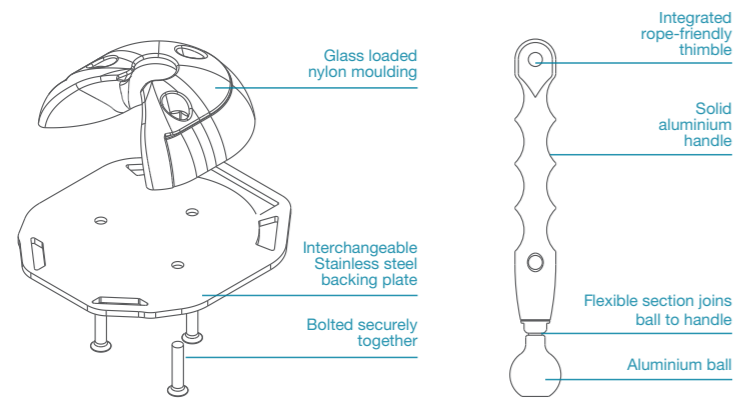
In conjunction with Bethwaite Design, Allen has developed the Keyball trapeze system into a sleek and innovative design, eliminating the hook altogether and creating a safe intuitive trapezing solution that really works.

The Allen Keyball system removes the traditional hook from the trapeze harness and replaces it with a moulded plastic socket. The Keyball socket has no sharp edges or protruding parts meaning there is a reduced risk of entrapment for the user.

By wearing a Keyball harness you will also limit the chances of damaging the equipment on the boat, users are less likely to rip the sail or pierce the deck/hull of a boat because of the lack of pointy edges.

We have paired our Keyball trapeze system with the popular Rooster, Zhik and Banks harness.

For sizing and specific harness details visit our website.



Wide opening allows for easy target area



3D profile guides the ball in



Once located it is secure in a secondary recess



Radial Keyball Harness



Skiff Keyball Harness



Rooster Keyball Harness

Part Number	Description	Widest Point mm
KEYBALLHARNESS-RAD	Banks Sails Radial Harness With Keyball	800
KEYBALLHARNESS-SKIFF	Banks Sails Skiff Keyball Harness	800
ROOSTER-KEYBALL	Rooster Keyball Trapeze Harness	1.75
ZHIK-KEYBALL	Zhik T3 Keyball Harness	1500

## Keyball Trapeze Equipment

Various accessories for trapeze wires and harnesses



Part Number	Description	Maximum Rope Diameter mm	Webbing Size mm	Length mm	Weight g
A4043	Keyball Trapeze System Handle (Pair)	5	-	160	141
A4043C	Keyball Trapeze System - Moulding	-	-	-	73
A4043-KIT	Keyball Trapeze System - Complete With 2 Handles	-	45/20	-	456
A4043N	Keyball Trapeze System - Moulding With Narrow B/P	-	45/20	-	305
A4043N-1	Keyball Trapeze System - Moulding With Square B/P	-	-	-	292
A4043W	Keyball Trapeze System - Moulding With Wide B/P	-	45/20	-	406
A4043W-1	Keyball Trapeze System - Moulding With Wire Buckle	6	45	-	372
A4043W-40	Keyball Trapeze Socket For Rooster Harness	6	40	229.65	345
A4043W-KIT	Keyball Trapeze System - Complete With 2 Handles	-	45/20	-	-

## Trapeze Hardware

A carefully designed range of accessories for trapeze and harness systems.



Part Number	Description	Maximum Rope Diameter mm	Webbing Size mm	Length mm	Maximum Wire Diameter mm	Weight g
A..60OPT	Optimist Sprit Handle	5	-	54	5	13.9
A..60	Nylon Trapeze Handle 'T' Type	3	-	54	3	13
A..62	Trapeze Disc Handle	4	-	-	-	-
A4040	Trapeze Harness Buckle With Strap Adjusters	-	40	-	-	170
A4161LZ	Narrow Trapeze Ring With Plain Bearing Block	6	-	133	-	54
A4261	Wide Trapeze Ring With 20mm B/B Block And S/S Ring	2.5 - 6	-	137	-	68
A4461	5mm Wire Trapeze Ring	-	-	-	-	64
A4461-6	6mm Wire Trapeze Ring	-	-	-	-	90
A6180	Stainless Steel Trapeze Terminal With Eye	6	-	37.74	6	-
C253	Clam Cleat Trapeze M6 Ali Silver	4 - 8	-	89	-	46
C253A	Clam Cleat Trapeze M6 Anodized	4 - 8	-	89	-	46

### Ball Stoppers

High quality in-house injection moulded polypropylene ball stoppers suitable for numerous applications. Available in 4 sizes and 8 colours red, blue, green, purple, yellow, black, white and grey. Also available to order in assorted colour packs.



A..22  
A.222  
A.122  
A.322



A.271

Part Number	Description	Line Diameter mm	Size mm
A..22	Small Ball Stopper	3	13
A.222	Medium Ball Stopper	4	19
A.122	Large Ball Stopper	5	25
A.322	Extra Large Ball Stopper	6	31
A.271	Black Tube Rope Stopper	5	17

### Boat Hook



Part Number	Description	External Diameter mm	Length mm	Weight g	Width mm
A.361	Moulded Boat Hook End	22	56	7	62

### Rowlocks & Sockets

High quality in-house injection moulded nylon 6 rowlocks to suit oars from 38mm to 45mm. The rowlocks and sockets feature a locking mechanism to hold the rowlock in place. Available in Black and White.



A.290 A.290W    A.390 A.390W    A.291 A.291W    A.391 A.391W    A.391SC    A.392 A.392W    A.393

Part Number	Description	To Suit Oar Diameter mm	Fixing Hole Size mm	Rowlock Diameter mm	Fixing Hole Centres mm	Weight g
A.290	Small Nylon Rowlock	38	-	19	-	33
A.390	Large Gooseneck Nylon Rowlock	45	-	19	-	40
A.291	Small Nylon Rowlock Socket	-	5	19.15	51.2	11
A.391	Medium Nylon Rowlock Socket	-	4.5	19.1	47.7	20
A.391SC	Open Ended Nylon Rowlock Socket	-	4	19	49	20
A.392	Side Mount Nylon Rowlock Socket	-	4.5	19.5	38 & 55.5	35
A.393	Rowlock Socket Wedge For A.392	-	4.7	-	37.2 & 56.2	8

### Toe Strap Plates & Buckles

Fixing plates for toe straps and stainless steel buckles for straps



A..99B  
A..99G  
A..99LG  
A..99RB-CAN  
A..99W

A.199

A..38  
A..38W

A.138

A.238

Part Number	Description	Fixing Hole Diameter mm	Length mm	Width mm	Thickness mm	Distance Between Fixing Hole mm	Inside Length mm	Weight g
A..99B	Toe Strap Plate Black	5	47	19	5	28	-	3.5
A..99G	Toe Strap Plate Grey	5	47	19	5	28	-	3.5
A..99LG	Toe Strap Plate Light Grey	5	47	19	5	28	-	3.5
A..99RB-CAN	Toe Strap Plate Royal Blue	5	47	19	5	28	-	3.5
A..99W	Toe Strap Plate White	5	47	19	5	28	-	3.5
A.199	Toe Strap Plate White	5	50	18	5.25	34	-	5
A..38	Lacing Strap Small	5	58	16	5	43	26	4
A..38W	Lacing Strap Small White	5	58	16	5	43	26	4
A.138	Lacing Strap Medium	5	66	16	5	51	35	5
A.238	Lacing Strap Large	5	74	16	5	58	48	7



A4030

A4050

A4099

Part Number	Description	Fixing Hole Size mm	Length mm	Width mm	Thickness mm	Distance Between Fixing Hole mm	Inside Length mm	Weight g
A4030	Toe Strap Buckle Stainless Steel	-	57	38	2	-	-	24
A4050	Buckle And Fixing Plate	5	73	57	2	38 x 25	44	48
A4099	Toe Strap Plate Stainless Steel	5	51	16	2	28	-	9.5

### Splicing Kit



4MMS.NEEDLE  
5.5MMS.NEEDLE

S034L

A-CALIBRATION

Part Number	Description	Length mm	Diameter mm	Maximum Rope Diameter mm
4MMS.NEEDLE	4mm Splicing Needle	115	5	4
5.5MMS.NEEDLE	5.5mm Splicing Needle	120	6	5.5
A-CALIBRATION-S	Small Calibration Sticker - strip of 5	Coloured squares are 1cm. Total length from 1 to 10 is 10cm.		
A-CALIBRATION-M	Medium Calibration Sticker - strip of 5	Coloured squares are 2cm. Total length from 1 to 10 is 20cm.		
A-CALIBRATION-L	Large Calibration Sticker - strip of 5	Coloured squares are 3cm. Total length from 1 to 10 is 30cm.		

## Race Packs

Allen race packs are a quick and easy and class legal way to upgrade your dinghy. Rigging guide videos are available on our YouTube channel. You can also scan the QR code to be taken directly to the video.




A8331




A8332



ALLEN-OPTI-SPRIT-SYSTEM



ALLEN-TERA-RACING-CUNNINGHAM





ALLEN-TERA-RACING-OUTHAUL PACK



ALLEN-TERA-RACING-VANG PACK

Part Number	Description	Parts Included	Weight g
A8331	Dinghy Kicker Pack	SA.873, A5861, A4380F-HLK, A2023, Rope	439
A8332	Dinghy Downhaul And Outhaul Pack	A2020, A2021HK, A5849, A5848, A.222W, A..22W, Rope	528
ALLEN-OPTI-SPRIT-SYSTEM	Optimist Sprit System	-	-
ALLEN-TERA-CUNNINGHAM	RS Tera Racing Cunningham Pack	-	-
ALLEN-TERA-OUTHAUL	RS Tera Racing Outhaul Pack	-	-
ALLEN-TERA-VANG	RS Tera Racing Vang Pack	-	-
ALLEN-TOP-VANG	Topper Vang Pack	-	-
ALLEN-TOP-OUTHAUL	Topper Outhaul Pack	-	-
ALLEN-TOP-CUNNINGHAM	Topper Cunningham Pack	-	-

## Spare & Replacement Parts



Part Number	Description	For Use With	Width mm	Length mm	Fixing Hole Centres mm	Weight g	Outside Diameter mm	Inside Diameter mm
A.186	Sheave Cheek	A..86	30	32	14 x 25	4	600	1
A4903	Forestay Shield	-	-	-	-	15.4	74	20
ARBALL1/4D	Delrin Balls	Mainsheet Jammers	-	-	-	-	6.35	-
ARBALL1/4T	Torlon Balls	Low & Maxi Traveller Cars	-	-	-	-	6.35	-
ARBALL5T	Torlon Balls	Mini Traveller Cars	-	-	-	-	5	-
SA4374	Fairlead For Sliding Cars	A4274 Range	-	-	-	29	74 x 25	-
SA4574	Plunger Pin & Spring For Sliding Fairleads	A4274, A4474	-	-	-	-	5	-

## Servicing Kit For A..77 Cam Cleat



Part Number	Description	For Use With	Width mm	Length mm	Fixing Hole Centres mm	Weight g	Outside Diameter mm	Inside Diameter mm
SA..76	Servicing Kit For A..76 Cam Cleat	A..76	-	-	-	-	-	-
SA..77	Servicing Kit For A..77 Cam Cleat	A..77	-	-	-	-	-	-
SA.676	Servicing Kit For A.676 Cam Cleat	A.676	-	-	-	-	-	-
SA.677	Servicing Kit For A.677 Cam Cleat	A.677	-	-	-	-	-	-

## Vent Cover

Skin Fitting Vent Cover



Part Number	Description	Fixing Hole Diameter mm	Fixing Hole Centres mm	Height mm	Length mm	Width mm
A4037	Skin Fitting Vent Cover	4	48 x 43	15	56	18.3

ACCESSORIES

ACCESSORIES



Ben Harden - Blaze - Credit: Peter Mackin

**ASAILINGGLOVE** Allen Pro-sailing glove  
A professional half finger sailing glove with reinforced Amara on palm and fingers to protect your hands when pulling rope. Made from a high quality 4-way stretch breathable fabric. Double stitched for longevity. Neoprene cuffs give a super comfortable fit. Velcro strap for secure fit. We recommend hand washing in warm soapy water and allowing to air dry.



**ALLSHAKEY** Allen Shackle Key  
What's more important, cracking open that first beer when you get ashore or getting the halyard shackle undone? Do both in seconds with the Allen shackle key which features:  
Flat head screwdriver - shackle key fits a wide range of shackle sizes, Bottle opener, Silicone keyring holder.



## AT-SHIRT

Allen 49er T-Shirt  
100% cotton  
Colour: White or Grey



Size	Height	Chest	Waist
Small	158-170cm	85-97cm	71-76cm
Medium	170-186cm	97-109cm	79-94cm
Large	186-191cm	109-125cm	97-109cm



## ALLENRASHIE

Allen Branded Rooster Rash Vest. The perfect top to wear under your neoprene layers or on its own as a rash guard. These have a UV protection SPF40. To use the size chart, find a size that best fits your height, chest and waist measurements. If you can't match all three of these criteria, please take into account your body shape and choose the closest match. These garments are very stretchy and a particular size can span a number of body shapes and sizes.

We recommend hand washing these tops in warm soapy water and allowing to air dry on a hanger.

Size	Height	Chest	Waist
Junior	141-153cm	71-85cm	Junior
X-Small/Small	158-170cm	85-97cm	71-76cm
Medium/Large	170-186cm	97-109cm	79-94cm
X-Large/2X-Large	186-191cm	109-125cm	97-109cm

## ALLENRULESPOSTER

Racing Rules of Sailing - Hardcopy Racing rules of sailing for 2021 – 2024. Size A3. Go to our website to download a copy or order a hardcopy to be sent out to your sailing club.



# AY Fittings


**Aluminium Yacht Fittings** - We produce a vast range of CNC milled fittings in Aluminium. The majority of designs in this range are based on our old YS Fittings range which were cast rather than milled. The milling process allows us to produce a precision engineered, consistently accurate product, resulting in a higher quality finish and a more easily fitted piece of hardware.

All fittings in this range are available with a Silver or Black anodised finish. For more detailed information please contact us or visit our website. We have PDF technical drawings available for all items, to view them go to [www.allenbrothers.co.uk](http://www.allenbrothers.co.uk) and search the part number you require to go straight to the product page.

For custom solutions, please email [sales@allenbrothers.co.uk](mailto:sales@allenbrothers.co.uk).



**Horn Cleats** - Available in a variety of styles and fixing designs. Suitable for large dinghies and yachts. Available in Black or Silver.



AY7106A

AY7107B  
AY7107C  
AY7107E  
AY7107F

AY7109A  
AY7109B  
AY7109C

AY7115A  
AY7115B  
AY7115C

AY7200A  
AY7200B  
AY7200C

Part Number	Description	Horn Length mm	Horn Width mm	Fixing Hole Centres mm	Fixing Hole Dia. mm	Feet Width mm	Height mm
AY7106A	Sheerline Cleat	246	24	95 x 45	6.2	118	69.8
AY7107B	Mast Cleat	112	21	26	5.2	22	22
AY7107C	Mast Cleat	156	28	30	6.2	30	28
AY7107E	Mast Cleat	200	30	35	6.2	32	34
AY7107F	Mast Cleat	255	38	45	10.2	40	42
AY7109A	Four Hole Cleat	156	28	40 x 46	8.2	68	38
AY7109B	Four Hole Cleat	200	36	55 x 56	8	80	48
AY7109C	Four Hole Cleat	265	42	75 x 74	8.2	100	50
AY7115A	Two Hole Cleat	156	29	48	6.2	31.59	33
AY7115B	Two Hole Cleat	180	32	54	6.2	34.58	36
AY7115C	Two Hole Cleat	200	36	59	6.2	37.7	40
AY7200A	Bottom Fixed Cleat	156	27	40	8	14	28
AY7200B	Bottom Fixed Cleat	200	35	55	8	18	35
AY7200C	Bottom Fixed Cleat	265	41	75	10	22	40

**Fairleads** - Handed, open and closed fairleads are ideal for leading mooring or control lines. Available in Black or Silver. Handed fairleads are available in left or right orientation. Please state which version you require when ordering.



Available in black.



AY7120A  
AY7120C  
AY7120D  
AY7120E

AY7201A  
AY7201C  
AY7201E

AY7202A  
AY7202C  
AY7202D  
AY7202E

Part Number	Description	Max Internal Width mm	Opening Distance mm	Length mm	Width mm	Height mm	Fixing Hole Centres mm	Fixing Hole Size mm
AY7120A-L / AY7120A-R	Handed Open Fairlead - Left / Right	36	11	86	15	25	67.5	5.2
AY7120C-L / AY7120C-R	Handed Open Fairlead - Left / Right	56	13.5	128	28	34	105	6.2
AY7120D-L / AY7120D-R	Handed Open Fairlead - Left / Right	61	15	145	29	40	105	8.2
AY7120E-L / AY7120E-R	Handed Open Fairlead - Left / Right	74	18	176	32	42	150	8.2
AY7201A	Open Fairlead	36	12.5	86	15	25	67.5	5.2
AY7201C	Open Fairlead	56	15	128	28	34	105	6.2
AY7201D	Open Fairlead	61	15	145	29	40	117	8.2
AY7201E	Open Fairlead	74	22	176	32	42	150	8.2
AY7202A	Closed Fairlead	36	-	86	15	25	67.5	5.2
AY7202C	Closed Fairlead	56	-	128	28	34	105	6.2
AY7202D	Closed Fairlead	61	-	145	29	40	117	8.2
AY7202E	Closed Fairlead	74	-	176	32	42	150	8.2

**Deck Filler Cap** - The cap features a retaining chain, so the cap cannot be dropped and lost overboard. Comes with colour coded inserts for Fuel, Diesel, Waste and Water. The cap is available with a winch handle star opening or a large flat cross section.

Part Number	Description	Tube Size mm	External Dia. mm	Fixing Hole Size mm	Cap Dia. mm	Depth mm
AY.812	38mm Deck Filler - Slot	38	86.5	7.5	50	62.7
AY.813	38mm Deck Filler - Star	38	86.5	7.5	50	62.7
AY.850	50mm Deck Filler - Star	50	94	7.5	54.3	71.5
AY.851	50mm Deck Filler - Slot	50	94	7.5	54.3	71.5



**Round Sealed Portlight** - Toughened glass sandwiched between a milled aluminium ring. Sealed and tested to ensure complete water tight fit when installed.

Part Number	Description	External Dia. mm	Fixing Depth mm	Fixing Hole Size mm	Thickness mm	Weight g
AY.872C	Round Sealed Portlight	222	15	5.2	23	0.9



**Bulkhead Fairlead** - Designed to be installed when you need to run large mooring lines through a bulkhead or any other part of a marine vessel.

Part Number	Description	External Width mm	Fixing Depth mm	Fixing Hole Size mm	Thickness mm	Width mm
AY.863A	Bulkhead Fairlead	108	12	4	32	60

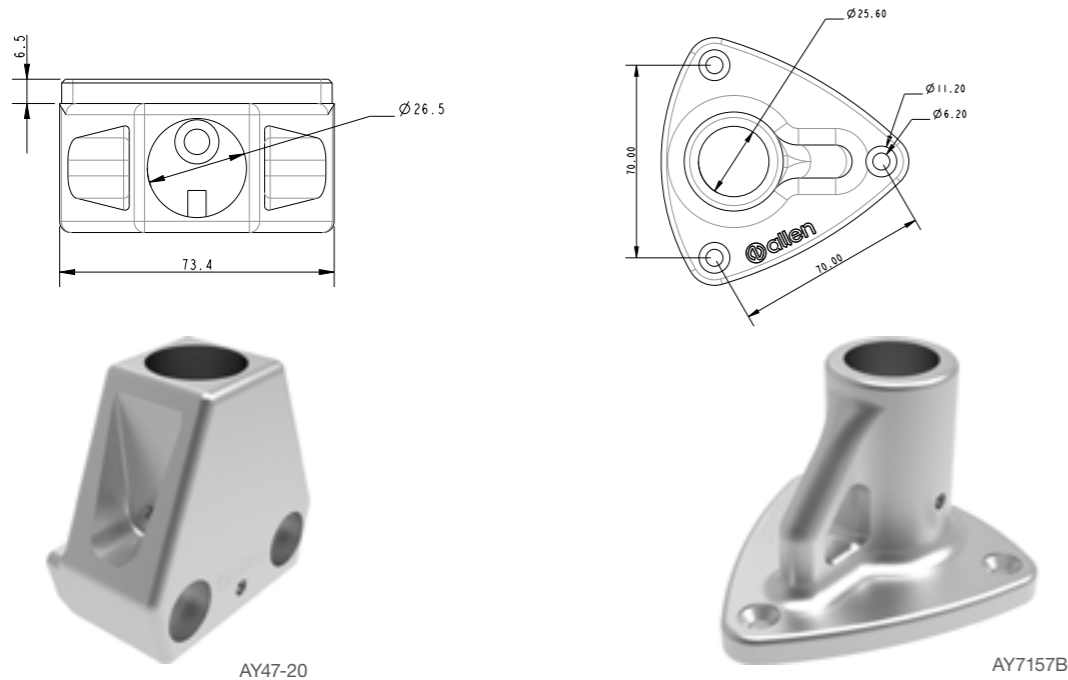


# AY Fittings

**Stanchions** – Designed to support lifelines or guardrails on the perimeter of a yacht. Turned from marine grade aluminium and available in a variety of sizes and shapes. For custom lengths please contact us.

Part Number	Description	Total Length mm	Top Hole Height mm	Middle Hole Height mm	Diameter mm	Fixing Hole Height mm	Fixing Hole
AY47H	Toe Rail Stanchion	610	597	343	25.4	25.4	4.8
AY47K	Toe Rail Stanchion	687	674	369	25.4	25.4	4.8
AY7165A	Tapered Stanchion	508	495.5	-	25.4	25	4.8
AY7165B	Tapered Stanchion	635	622.5	305	25.4	25	4.8
AY7165C	Tapered Stanchion	762	749.5	347	25.4	25	4.8
AY7165D	Tapered Stanchion	560	547	-	25.4	25	4.8

**Stanchion Bases** – Designed to support lifelines or guardrails on the perimeter of a yacht. Turned from marine grade aluminium and available in a variety of sizes and shapes. For custom lengths please contact us.



Part Number	Description	Inside Diameter mm	Fixing Hole Centers mm	Fixing Hole Size mm	Height mm
AY47-20	Toe Rail Stanchion Base	26.5	45.5	6.8	72
AY7157B	Buttress Stanchion Pot	25.6	70	6.2	62.5

**Toe Rail Spring Cleat** – Designed to be fitted to the toe rail around the edge of the deck. Easily installed to the toe rail extrusion with the two nuts and bolts provided. Milled from marine grade aluminium and hard anodized Silver.



Part Number	Description	Horn Length	Horn Width	Fixing Hole Centres mm	Fixing Hole Dia. mm	Weight g
AY9185	Toe Rail Spring Cleat	200	32	150	8.2	519



AY.846A




AY.845A

**Handrail Bracket** – These handrail brackets have been designed to suit a 25mm handrail tube. Ideal for creating a handrail on working boats and external building applications. Machined from marine grade aluminium and hard anodised in Silver. Available in Black on request.

Part Number	Description	Internal Dia. mm	Height to centre of handrail mm	Fixing Hole Size mm	Fixing Hole Centers mm	Width mm
AY.846A	Handrail Bracket End	25.50	50	4.6	17 x 46	32
AY.845A	Handrail Bracket Open	25.50	50	4.6	17 x 46	32

**Raked Bollard** – Large raked bollard for use on working boats, pontoons, or quays. Milled from marine grade aluminium and hard anodized Silver.



Part Number	Description	Horn Length mm	Horn Width mm	Fixing Hole Centres mm	Fixing Hole Dia. mm	Weight g
AY7112F	Raked Bollard	108	82	175 x 62	12.20	3420

# Distributors & Major Stockists



**Argentina** - Stockist  
Rio Tecna srl  
La Plata 1199, San Fernando,  
Buenos Aires, 1646  
**+00 541 1474 42299**  
**info@riotecna.com**  
**www.riotecna.com**

**Argentina** - Stockist  
Sail Zonda  
Gral Arias 1489, San Fernando,  
Buenos Aires, 1646  
**+54 11 2251 6830**  
**info@sailzonda.com**  
**www.sailzonda.com**

**Australia** - Distributor  
DeckHardware  
F5 122-126 Old Pittwater Road,  
Brookvale, New South Wales, 2100  
**+61 2 9905 9400**  
**info@deckhardware.com.au**  
**www.deckhardware.com.au**

**Belgium** - Stockist  
Optiteam BVBA  
Beatrijslaan 24, Antwerpen, 2050  
**+32 3 2110422**  
**sales@optiteam.be**  
**www.optiteam.be**

**Canada** - Distributor  
Maritime Marine Supply Ltd  
209 Terra Cotta Drive,  
New Glasgow, Nova Scotia,  
B2H 5E1  
**+1 902 9281900**  
**info@mmsupply.ca**  
**www.maritimemarinesupply.ca**

**Canada** - Distributor  
WPG Canada  
2757A Boul. Talbot,  
Stoneham-et-Tewkesbury, QC,  
G3C 1K2  
**+1 819 8783018**  
**info@wpgcanada.com**  
**www.wpgcanada.com**

**Denmark** - Stockist  
Aarhus Sea Shop  
Gåseagervej 14, Egå, 8250  
**+45 86 786111**  
**info@aarhusseashop.dk**  
**www.aarhusseashop.dk**

**Finland** - Distributor  
OY Maritim  
Tarviketukku, Veneentekijankie 1,  
Helsinki, 00210  
**+358 10 2740 320**  
**info@maritimshops.fi**  
**www.maritim.fi**

**France** - Distributor  
Xavier Phelipon Organisation  
15 quai Marillac, Z.A des Minimes,  
La Rochelle, 17000  
**infxpo@xporganisation.fr**  
**www.xporganisation.fr**

**Germany** - Distributor  
Robert Lindemann KG  
Wendenstrasse 455, Hamburg,  
20537  
**+49 40 21119719**  
**verkauf@lindemann-kg.de**  
**www.lindemann-kg.de**

**Greece** - Stockist  
Sailing and More  
Soumi Dimitra, Amfritris 3,  
Alimos, 17456  
**+30 213 0352593**  
**info@sailingandmore.com**  
**www.sailingandmore.com**

**Holland** - Stockist  
Optiparts Marine Equipment B.V.  
Krommewetering 61, 3543 AM  
Utrecht,  
**+31 30 241 4068**  
**mail@optiparts.com**  
**www.optiparts.com**

**Holland** - Stockist  
More Marine BV  
Waaier 44, Leimuiden, 2451 VW  
**+31 172 506820**  
**info@moremarine.nl**  
**www.moremarine.nl**

**Holland** - Stockist  
Sail Center  
Marinaweg 16, Almere, 1361 AC  
**+31 36 5408895**  
**info@sailcenter.com**  
**www.sailcenter.com**

**Hong Kong** - Distributor  
Sky International  
Unit 703. 7th Floor, Henan Building,  
90 Jaffe Road, Wanchai  
**+852 282 75876**  
**web@sky-international.com**  
**www.sky-international.com**

**Italy** - Distributor  
Tomasoni Fittings SRL  
VIA G.Marconi 59  
16010 Savignone  
**+39 10 9761106**  
**info@tomasoni.it**  
**www.tomasoni.it**

**Japan** - Distributor  
Cosmos Marine Co. Ltd  
2-42 Nishinomiya,  
Nishinomiya Hyogo Prefec,  
662-0934  
**+81 66 567 2397**  
**yamada@marinebox.com**  
**www.marinebox.shop-pro.jp**

**Korea (South)** - Distributor  
All Yacht  
F8024 66 Chungmin-ro,  
Songpa-gu, Seoul, 058383  
**+82 10 76203577**  
**bnlee@wmcompany.kr**  
**smartstore.naver.com/allyacht**

**Malta** - Distributor  
Gauci Borda & Co. Ltd  
240 Msida Road, Gzira, GZR 1400  
**+356 21 334255**  
**info@gauciborda.com**  
**www.gauciborda.com**

**Norway** - Distributor  
Flak AS  
Skibåsen 37, 4636, Kristiansand  
**+46 38 056600**  
**flak@flak.no**  
**www.flak.no**

**Portugal** - Distributor  
Companhia Nautica  
Rua da Venezuela, 6, Lisboa,  
1500-620  
**+35 1965 391120**  
**nautica@companhianautica.com**  
**www.companhianautica.com**

**South Africa** - Distributor  
Sailing Solutions  
Unit 15 -16, Clover Leaf Industrial  
Park, 7th Avenue, Maitland,  
Cape Town, 7405  
**+272 13000 866**  
**info@sailingsolutions.co.za**  
**www.sailingsolutions.co.za**

**Spain** - Distributor  
Imnasa Marine Products  
Ctra. Fornells, 13,  
17459 Campllong, Girona  
**+34 97248 1108**  
**www.imnasa.com**

**Spain** - Stockist  
Codigo Cero Sail Equipment S.L.  
C/Padre Feijoo No 7, 2a Planta,  
Vilagarca de Arousa,  
Pontevedra, 36600  
**+34 609 376 732**  
**info@codigocero.com**  
**www.codigocero.com**

**Sweden** - Distributor  
One Design Center  
Prästkragens väg 40, 132 45  
SALTSJÖ-BOO  
**+46 8 7492 466**  
**info@onedesigncenter.se**  
**www.onedesigncenter.se**

**Switzerland** - Stockist  
Bucher & Walt  
Route De Soleure 8, CH-2072  
Saint-Blaise  
**+41 032 755 95 00**  
**info@bucher-walt.ch**  
**www.bucher-walt.ch**

**Switzerland** - Stockist  
H2O Sensations  
Chemin Du Planet 1a, Bellevue,  
GE, 1293  
**+41 78 892 2525**  
**info@h2o-sensations.com**  
**www.h2o-sensations.com**

**United Kingdom** - Distributor  
Proboat Ltd  
Burnham Business Park,  
Burnham-On-Crouch,  
Essex, CM0 8TE  
**+44 1621 785455**  
**sales@proboat.co.uk**  
**www.proboat.co.uk**

**United States** - Stockist  
Intensity Sails  
200 Bald Hill Road, Warwick,  
RI, 02886  
**+1 4017 388000**  
**intensitysails@gmail.com**  
**www.intensitysails.com**

**United States** - Stockist  
Bainbridge International  
255 Revere Street, Canton,  
Massachusetts, 02021-2960  
**+1 781 821 2600**  
**www.bainbridgeint.com**

**United States** - Stockist  
West Coast Sailing  
709 N. Columbia Blvd, Portland,  
Oregon, 97217  
**+1 503 285 5536**  
**info@westcoastsailing.net**  
**www.westcoastsailing.net**

**United States** - Stockist  
Vela Sailing Supply  
1830 East I-30 Highway, Suite 300,  
Rockwall, 75087  
**+1 214 960 4434**  
**info@velasailingsupply.com**  
**www.velasailingsupply.com**

**United States** - Stockist  
The Boat Locker  
706 Howard Avenue, Bridgeport,  
Connecticut, 06605  
**+1 203 259 7808**  
**info@boatlocker.com**  
**www.boatlocker.com**



# Product Code Index

PRODUCT CODE INDEX

PRODUCT CODE	PAGE	PRODUCT CODE	PAGE	PRODUCT CODE	PAGE
52802	66	A..82-8	29	A.155	66
4MMS.NEEDLE	101	A..83	39	A.156	90
5.5MMS.NEEDLE	101	A..84	39	A.158	91
A...3	61	A..85	38	A.167ASS*10	96
A...6	73	A..86-6	38	A.168ASS*10	96
A...6B	73	A..86-8	38	A.169ASS*10	96
A...6H	73	A..87-15	29	A.171	95
A...8	73	A..87-20	29	A.171M	95
A...8A	73	A..87-25	29	A.172	95
A...9	73	A..87-30	29	A.174	96
A...9B	73	A..87-35	29	A.178	36
A...9H	73	A..87-50	29	A.178-74	36
A..15	73	A..87-75	29	A.178-74BB	36
A..15B	73	A..87-90	29	A.178BB	36
A..16	73	A..89	91	A.179BBO	36
A..16B	73	A..90	91	A.181	49
A..21	86	A..91	91	A.182	64
A..21SS	86	A..92	91	A.185	39
A..22	100	A..93	36	A.186	103
A..26-1	55	A..93LZ	36	A.193	43
A..26-2	55	A..94	74	A.194	43
A..26-260	55	A..95	91	A.199	101
A..26-3	55	A..96	91	A.215	39
A..26-4	55	A..99B	101	A.216	39
A..31	79	A..99G	101	A.217	39
A..38	101	A..99LG	101	A.219	39
A..38W	101	A..99RB-CAN	101	A.220	38
A..39	57	A..99W	101	A.221	86
A..40	57	A.101	89	A.222	100
A..40-12	57	A.102	89	A.223	66
A..45	38	A.119	38	A.226-1	53
A..46	39	A.120	72	A.226-1000	53
A..51	89	A.122	100	A.226-2	53
A..52	64	A.123	66	A.226-222Black	53
A..54	79	A.124	49	A.226-230	53
A..56	90	A.129	65	A.226-330	53
A..60	99	A.130	49	A.226-5	53
A..60OPT	99	A.131	79	A.229	65
A..61	60	A.132	76	A.232	76
A..62	99	A.134	65	A.238	101
A..71	95	A.134RB-CAN	65	A.239	57
A..71M	95	A.135	60	A.244	89
A..71R	95	A.136	55	A.245	77
A..71R-CLAMP	95	A.136	53	A.246	49
A..74	96	A.138	101	A.248	60
A..74M	96	A.139	57	A.249	90
A..75	96	A.144	89	A.251	89
A..76	42	A.144B	89	A.252	64
A..76-496	42	A.146	49	A.253	61
A..77	42	A.147	75	A.254	96
A..77-497	42	A.148	60	A.254W	96
A..80A	38	A.150	38	A.256	90
A..80B	38	A.150-6	38	A.257	79
A..81	49	A.151	89	A.258	91
A..82-10	29	A.152	64	A.262	63
A..82-14	29	A.153	65	A.271	100

PRODUCT CODE	PAGE	PRODUCT CODE	PAGE	PRODUCT CODE	PAGE	PRODUCT CODE	PAGE
A.278	36	A.419S	89	A.558DW	91	A.819-3.0	51
A.278-74	36	A.420	86	A.575	88	A.824	55
A.278-74BB	36	A.423	66	A.588	43	A.826-2	51
A.278BB	36	A.424	66	A.593	43	A.826-3	51
A.281	49	A.435	60	A.593-893	43	A.826-5	51
A.282	64	A.439	57	A.597	43	A.826B-1.5	51
A.282A	64	A.439-14	57	A.602	79	A.826B-3.0	51
A.282RB-CAN	64	A.439A	56	A.612	38	A.843	88
A.289	91	A.449	90	A.613	38	A.849	90
A.290	100	A.450	36	A.614	38	A.851	89
A.291	100	A.450A	36	A.619	86	A.854	96
A.293	43	A.451	89	A.622	31	A.854W	96
A.294	43	A.452	64	A.625	75	A.866	96
A.302	55	A.454	84	A.626	55	A.886	89
A.303	55	A.455	36	A.626-1	55	A.893	43
A.315	39	A.458	91	A.637	59	A.916	50
A.322	100	A.464	78	A.638	59	A.924	55
A.323	66	A.466	78	A.643	88	A.932	76
A.323W	66	A.471	73	A.649	90	A.936	51
A.326-1	53	A.471TOP	73	A.651	89	A.937	51
A.326-2	53	A.472	78	A.654	96	A.940	51
A.329	65	A.473	78	A.656	55	A.946	51
A.337	59	A.473-1	78	A.656-UNANOD	55	A.951-10	89
A.337-BAG	59	A.473-10	78	A.658	91	A.951-18	89
A.338	59	A.473-5	78	A.676	42	A.952-11	89
A.339	57	A.473-C	78	A.676-496	42	A.952-8	89
A.343	88	A.473-S	78	A.677	42	A.958	91
A.344	89	A.478	89	A.677-497	42	A.993	43
A.345	77	A.480	74	A.726-4	53	A1034	39
A.346	49	A.481	49	A.736	53	A1049	90
A.349	90	A.485	86	A.738	55	A1058	91
A.351	89	A.488	43	A.743	88	A1086	38
A.354	96	A.490	74	A.749	90	A1086B	38
A.354W	96	A.493	43	A.751	89	A1086SP-B	38
A.356	90	A.493-993	43	A.754	96	A1158	91
A.357	79	A.496	43	A.754W	96	A1231	66
A.358	91	A.497	43	A.758	91	A1232	66
A.360	78	A.519	86	A.762	43	A1375	26
A.361	100	A.519-10	86	A.781	49	A1375-A4102	26
A.363	78	A.520	86	A.791	75	A1375-S	26
A.378	36	A.520-10	86	A.791-470SA	75	A1376	26
A.378BB	36	A.526-1	55	A.791SA	75	A1377	26
A.381	49	A.526-2	55	A.802	90	A1378	26
A.382	64	A.526TA	55	A.803	90	A1396	43
A.386	38	A.535	60	A.804	90	A1397	43
A.389	91	A.537	59	A.805	90	A1438	93
A.390	100	A.537-BAG	59	A.806	90	A15100	28
A.391	100	A.538	59	A.808	90	A15100	94
A.391SC	100	A.539	57	A.810	90	A1618	85
A.392	100	A.539-14	57	A.812	90	A1619	85
A.393	100	A.539A	56	A.814	90	A1620	85
A.396	43	A.543	88	A.816-0.9	50	A1678	72
A.397	43	A.549	90	A.816-1500	50	A1679	72
A.402	55	A.554	96	A.816-3.0	50	A1679-PIN	72
A.403	55	A.554W	96	A.818	90	A1680	72
A.419L	89	A.558	91	A.819-0.9	51	A1682	72

PRODUCT CODE	PAGE	PRODUCT CODE	PAGE	PRODUCT CODE	PAGE	PRODUCT CODE	PAGE
A1685	72	A2023	10	A2032A	14	A2040Tii	23, 28
A1686	72	A2023HK	10	A2032HL	14, 20	A2040TiiHL	20, 23
A1737	59	A2023P	18	A2032P	19	A2040XHL	21, 23
A1785	87	A2023SHK	10	A2032Tii	14, 28	A2050	24
A1837	59	A2024	11	A2032TiiHL	14, 20	A2050C	24
A1886	38	A2024-677	11	A2033	14	A2050Tii	24, 28
A1923	86	A2024A	11	A2033P	19	A2052	24
A1937	59	A2024F	11	A2034	14	A2053	24
A20120	28, 94	A2024HL	11, 20	A2034-676	15	A2054	25
A20140	28, 94	A2024HL	20	A2034A	14	A2054HK	25
A2020	8	A2024P	18	A2034HL	14, 20	A2055	25
A2020-30	10	A2025	11	A2034P	19	A2056	25
A2020-4035	9	A2025-677	11	A2035	14	A2057	25
A2020-4036	9	A2025P	18	A2035-676	15	A2058	25
A2020F	9	A2026	9	A2035P	19	A2058	31
A2020HL	20	A2026HL	9	A2036	13	A2059	25
A2020HL	8	A2026M	9	A2036M	13	A2060	24
A2020HL-4036	8, 20	A2026P	18	A2036MHL	13, 20	A2060C	24
A2020LZ	9	A2026-PROFIX	11	A2036P	19	A2060Tii	24, 28
A2020P	18	A2027	11	A2036-PROFIX	15	A2062	24
A2020P-4035	18	A2027NB	11	A2037	15	A2063	24
A2020P-4036	18	A2028	10	A2038	16	A2064	25
A2020PLZ	18	A2028HL	10, 20	A2038HL	16, 20	A2065	25
A2020PSC	18	A2029	10	A2039	16	A2066	25
A2020PSHK	18	A2030	13	A2039-CAM	14	A2067	25
A2020PTi3	18	A2030F	13	A2039-CAM-LDC	14	A2068	25
A2020PTii	18	A2030F-873	13	A2039FIDDLE	14	A2068	31
A2020SC	9	A2030HL	13, 20	A20401	23	A2069	25
A2020SHK	9	A2030HLF	13, 20	A20401-77	23	A2069B	25
A2020Ti3	8	A2030HLF-873	13	A20401B	23	A2077	49
A2020Ti3HL	8	A2030LZ	14	A20401B-77	23	A2086-4	38
A2020Tii	8, 28	A2030P	19	A20401BF	23	A2086-5	38
A2020XHL	21	A2030PF	19	A20401BF-77	23	A2121	11
A2020XHL-BLACK	9	A2030PF-873	19	A20401BFH	23	A2121HL	11
A2020XHL-BLUE	9	A2030PLZ	19	A20401BFH-77	23	A2121P	18
A2020XHL-GOLD	9	A2030PSC	19	A20401C	23	A2122	11
A2020XHL-ORANGE	9	A2030PSHK	19	A20401CB	23	A2122HL	11
A2020XHL-PURPLE	9	A2030R2	15	A20401CHL	20, 23	A2122P	18
A2020XHL-SILVER	9	A2030R3	15	A20401F	23	A2123	11
A2021	9	A2030SC	13	A20401F-77	23	A2123	32
A2021F	9	A2030SHK	14	A20401FH	23	A2123-677	11, 32
A2021HK	9	A2030Tii	13, 28	A20401FH-77	23	A2123-77	11, 32
A2021HL	9	A2030TiiHL	13, 20	A20401H	23	A2124	11
A2021P	18	A2030XHL	21	A20401HL	20, 23	A2126M	10
A2021PHK	18	A2030XHL-BLACK	12	A20401S	23	A2131	16
A2021SC	9	A2030XHL-BLUE	12	A20401S-2030	23	A2131HL	16
A2022	10	A2030XHL-GOLD	12	A20401SLZ	23	A2131P	19
A2022A	10	A2030XHL-ORANGE	12	A20401SR	23	A2132	16
A2022F	10	A2030XHL-PURPLE	12	A20401SRHL	20, 23	A2132HL	16
A2022HL	10, 20	A2030XHL-SILVER	12	A20402	23	A2132P	19
A2022LZ	10	A2031	13	A20402B	23	A2133	16
A2022P	18	A2031F	13	A20403	23	A2133	32
A2022PSHK	18	A2031P	19	A20403-77	23	A2133-677	16, 32
A2022SC	10	A2031SC	13	A20403B	23	A2133-77	16, 32
A2022Tii	10, 28	A2031XHL-873	13, 21	A20403B-77	23	A2134	16
A2022Tii	28	A2032	14	A20404	23	A2136M	14

PRODUCT CODE	PAGE	PRODUCT CODE	PAGE	PRODUCT CODE	PAGE	PRODUCT CODE	PAGE
A2136MHL	14, 20	A4009K	72	A4066	96	A4198	84
A2140	30	A4009K-10	72	A4068	35	A4202	71
A2143	32	A4009LZ	72	A4069	97	A4203	76
A2143-676	32	A4009LZ-10	72	A4073	62	A4203R	76
A2143-76	32	A4016	76	A4078	37	A4216	76
A2150	30	A4017-23	87	A4080	37	A4222	71
A2150C	30	A4017-35	87	A4081	37	A4225	60
A2150FIDDLE	30	A4017-42	87	A4086	38	A4228	93
A2151	31	A4017-45	87	A4086B	38	A4229-6	87
A2159	25	A4017-51	87	A4088	62	A4229-8	87
A2159	31	A4017-54	87	A4088-6.5	62	A4232	76
A2160	30	A4017-60	87	A4089	53	A4233	77
A2160C	30	A4017C-38	87	A4092	84	A4239	57
A2160FIDDLE	30	A4018-23	87	A4093	37	A4241	74
A2160WAVE	31	A4018-35	87	A4098	84	A4244	51
A2161	31	A4018-42	87	A4099	101	A4245	77
A2169	25	A4018-45	87	A4102	71	A4246	49
A2169	31	A4018-51	87	A4106	87	A4251	11
A2290	60	A4018-54	87	A4107	74	A4252	64
A2345	30	A4018C-38	87	A4107S	74	A4255	66
A2360	30	A4019	86	A4114-1	72	A4258	79
A2360WAVE	31	A4019S	86	A4114-2	72	A4259	97
A2423	33	A4020	86	A4114-3	72	A4260	71
A2423P	33	A40200	28, 94	A4116	76	A4260-1	71
A2424	33	A4020S	86	A4117L	87	A4260-2	71
A2424P	33	A4024	68	A4117S	87	A4261	99
A2433	33	A4025	60	A4120	86	A4265	36
A2433P	33	A4025S	60	A4121	86	A4272	69
A2443	33	A4028	93	A4124	74	A4272-148	69
A2443P	33	A4030	101	A4128	93	A4272S	69
A25145	28	A4032	76	A4138	93	A4274	53
A25145	94	A4033	39	A4139	57	A4274-76	53
A29STJS-CAR	50	A4034	39	A4141	74	A4274TZ	53
A30160	28, 94	A4035	63	A4141-5	74	A4276	63
A30230	28, 94	A4035-6	63	A4142-6.5	76	A4279	34
A3086	38	A4036	63	A4142-HT	76	A4282	64
A3210	70	A4037	103	A4146	49	A4282RB-CAN	64
A3211	70	A4038	63	A4148	92	A4283	81
A3212	70	A4038-4	63	A4152	64	A4288	62
A3302	51	A4039	57	A4153	65	A4289	50
A3342	38	A4040	99	A4155	66	A4296	35
A3342-XHL	38	A4041	74	A4155KIT	66	A4298	84
A3343	38	A4042	76	A4157	97	A4298TOP	84
A3343-XHL	38	A4043	99	A4159	97	A4301	37
A4001E	60	A4043C	99	A4160	71	A4302	71
A4001-EPS	60	A4043-KIT	99	A4161LZ	99	A4314	78
A4001S	60	A4043N	99	A4171	60	A4314R	78
A4001W	60	A4043N-1	99	A4171S	60	A4317	86
A4002	76	A4043W	99	A4172	68	A4318	87
A4003	61	A4043W-1	99	A4178	37	A4328	93
A4003F	61	A4043W-40	99	A4178E	37	A4331	79
A4003H	61	A4043W-KIT	99	A4181	37	A4332	76
A4003M	61	A4048	93	A4182	64	A4339	57
A4003MS	61	A4050	101	A4184	78	A4348	92
A4004	81	A4052	64	A4192	76	A4354	53
A4009C	72	A4057	97	A4196	35	A4369	97

PRODUCT CODE	PAGE	PRODUCT CODE	PAGE	PRODUCT CODE	PAGE	PRODUCT CODE	PAGE
A4371	61	A4501	37	A4772	69	A5052-12	65
A4371L	61	A4512	61	A4772DR	69	A5052-4	65
A4372	68	A4527	75	A4772DR-KIT	69	A5052-6	65
A4376	63	A4528	92	A4772HT	69	A5052-8	65
A4377	63	A4539	57	A4772S	69	A5053-4	65
A4379	34	A4539-14	57	A4772S-6	69	A5053-6	65
A4379HK	34	A4547C	75	A4772SDR-KIT	69	A5053-8	65
A4379HK-90	35	A4555	66	A4779	35	A5054-10	65
A4382	64	A4555KIT	66	A4786-10	38	A5054-12	65
A4383	77	A4566	46	A4786-6	38	A5054-16	65
A4385	77	A4566Straight	46	A4786-8	38	A5054-6	65
A4388	62	A4567	38	A4796	35	A5054-8	65
A4389	50	A4568	34	A4798	84	A5098	84
A4389J	50	A4569	34	A4828	93	A5105L	69
A4389M	50	A4570	34	A4840	86	A5105S	69
A4389Tii	50	A4571	61	A4866	47	A5106L	69
A4393	35	A4572	68	A4866X	47	A5106S	69
A4393HK	35	A4573	53	A4866XB	47	A5107S	69
A4396	35	A4574	53	A4866XB-Angled	47	A5166	44
A4401	37	A4575	53	A4867	47	A5166COMPACT	44
A4409	73	A4587	53	A4869	97	A5166DUAL-ARM	44
A4413	76	A4588	62	A4869K	97	A5166DUAL-ARM-COM-	44
A4416	76	A4589CAT676	51	A4871	61	A5196	84
A4417	76	A4589CAT677	51	A4871X	61	A5197	84
A4417L	87	A4589M	51	A4872	68	A5198	84
A4417S	87	A4589Tii	51	A4876	47	A5198BASE-M5NUT	84
A4420	86	A4590	53	A4886	38	A5206-60	69
A4428	93	A4591	53	A4886-5	38	A5208-15	69
A4431	79	A4592	70	A4886B	38	A5208-9	69
A4439	57	A4593	35	A4898	84	A5229	87
A4439-14	57	A4596	35	A4903	103	A5266	44
A4452	64	A4599-S	76	A4904	71	A5266COMPACT	44
A4459	97	A4601	37	A4904LZ	71	A5404S	11
A4461	99	A4659	97	A4905	71	A5404S	92
A4461-6	99	A4665	43	A4907	71	A5405N	92
A4466	46	A4665-LOW	43	A4929	92	A5405S	15
A4466Straight	46	A4668	34	A4950	79	A5405S	92
A4471	61	A4669	34	A4969	97	A5406S	92
A4472	68	A4670	34	A4972	68	A5506	83
A4474	53	A4671	61	A4979	35	A5507	83
A4474-76	53	A4671XT	61	A4986-6	38	A5509	83
A4475	26	A4671XT-FT	61	A4986-8	38	A5511	83
A4479	35	A4673	61	A4988X	32	A5512	83
A4488	62	A4675	43	A4993	35	A5514	83
A4489	51	A4679	35	A5005	69	A5519	83
A4489F	51	A4693	35	A5005-32	69	A5521	83
A4489J	51	A4696	35	A5006	69	A5525	83
A4489M	51	A4698	84	A5007-40	69	A5847	43
A4489-SOLO	51	A4710	11	A5007-50	69	A5848	42
A4489Tii	51	A4728	92	A5008-26	69	A5849	10
A4490	54	A4736	51	A5014	63	A5850	60
A4491	54	A4759	97	A5014F	63	A5861	42
A4491-1.2M	54	A4761	43	A5015	63	A6010	90
A4496	35	A4766	46	A5015F	63	A6011	90
A4498	84	A4766Straight	46	A5017	63	A6012	90
A4498TOP	84	A4771	43	A5052-10	65	A6013	90

PRODUCT CODE	PAGE	PRODUCT CODE	PAGE	PRODUCT CODE	PAGE	PRODUCT CODE	PAGE
A6014	90	A6187	81	A8439-25	56	ALLEN-TERA-OUTHAUL	102
A6020	94	A6188	81	A8439-29	56	ALLEN-TERA-VANG	102
A6022	94	A6200	81	A8439-35	56	ALLEN-TOP-CUNNING-	102
A6023	94	A6204	81	A8439-7	56	ALLEN-TOP-OUTHAUL	102
A6024	94	A6208	81	A8439-9	56	ALLEN-TOP-VANG	102
A6027	94	A-621104	93	A8539-13	56	A-OK-BOOM	82
A6028	94	A-621105	93	A8539-17	56	ARBALL1/4D	103
A6035	94	A-621106	93	A8539-21	56	ARBALL1/4T	103
A6037	94	A-621108	93	A8539-25	56	ARBALL5T	103
A6038	94	A-621110	93	A8539-29	56	ASP4109	72
A6039	94	A6212	81	A8539-35	56	ATii-LOCK-40	23
A6040	94	A-622104	93	A8539-7	56	A-VANG-LEVER	82
A6045	94	A-622105	93	A8539-9	56	AY.812	107
A6046	94	A-622106	93	A8606	28	AY.813	107
A6047	94	A-622108	93	A8608	28	AY.845A	109
A6050	62	A-623104	93	A8610	28	AY.846A	109
A6051	62	A-623105	93	A8612	28	AY.850	107
A6052	62	A-623106	93	A8616	28	AY.851	107
A6060	94	A-623108	93	A8639-10	29, 58	AY.863A	107
A6061	94	A-623110	93	A8639-6	29, 58	AY.872C	107
A6062	94	A-624105	93	A8639-8	29, 58	AY47-20	108
A6065	94	A-624106	93	A8739-10	29, 58	AY47H	108
A6066	94	A-624108	93	A8739-18	29, 58	AY47K	108
A6067	94	A-624110	93	A8739-6	29, 58	AY7106A	106
A6069	94	A7000	85	A8739-8	29, 58	AY7107B	106
A6075	94	A7001	85, 86	A881310	29, 58	AY7107C	106
A6076	94	A7002-1.0	85	A881610	29, 58	AY7107E	106
A6077	94	A7002-1.1	85	A882525	58	AY7107F	106
A6078	94	A7002-1.2	85	A9030	13, 21	AY7109A	106
A6110	80	A7002-1.3	85	A9031-873	13, 21	AY7109B	106
A6112	80	A731705	97	A9040	27	AY7109C	106
A6114	80	A731705-E	97	A9060	27	AY7112F	109
A6116	80	A731706	97	A9100	74	AY7115A	106
A6132	80	A731706-E	97	A9150	74	AY7115B	106
A6134	80	A731707	97	A9151	74	AY7115C	106
A6136	80	A731707-E	97	A9152	74	AY7120A	107
A6138	80	A731708	97	A9153	74	AY7120C	107
A6140	80	A731708-E	97	AB1342	35	AY7120D	107
A6152	80	A731709	97	A-BAG-KIT	59	AY7120E	107
A6153	80	A731709-E	97	A-BOOM-BOLT	82	AY7157B	108
A6154	80	A731710	97	A-CALIBRATION-L	101	AY7165A	108
A6155	80	A731710-E	97	A-CALIBRATION-M	101	AY7165B	108
A6156	80	A7420	85	A-CALIBRATION-S	101	AY7165C	108
A6157	80	A7470	85	AFCP512	70	AY7165D	108
A6166	81	A8039	57	AFCP515	70	AY7200A	106
A6167	81	A8040-34	57	AFCP518	70	AY7200B	106
A6168	81	A8040-56	57	AFCP521	70	AY7200C	106
A6169	81	A8139	57	AFCP525	70	AY7201A	107
A6170	81	A8239	57	AFCP59	70	AY7201C	107
A6175	80	A82525	29	AFCP621	70	AY7201D	107
A6176	80	A8331	102	A-FINN-BOOM	82	AY7201E	107
A6177	80	A8332	102	AFPP266	70	AY7202A	107
A6178	80	A8339	57	AFPP266B	70	AY7202C	107
A6180	99	A8439-13	56	AFPP266C	70	AY7202D	107
A6185	81	A8439-17	56	ALLEN-OPTI-SPRIT-SYS-	102	AY7202E	107
A6186	81	A8439-21	56	ALLEN-TERA-CUNNING-	102	AY9185	109



BLOCKS

CLEATS &  
JAMMERS

TRAVELLER CARS

DECK & HULL  
FITTINGS

SPARS &  
RIGGING

RUDDERSTOCK  
& ACCESSORIES

SAILMAKERS  
HARDWARE

SHACKLES

ACCESSORIES

ALUMINIUM  
YACHT FITTINGS



Hardware partner to the Canadian Sailing Team



[www.allenbrothers.co.uk](http://www.allenbrothers.co.uk)



[allensailinghardware](https://www.facebook.com/allensailinghardware)



[@allen\\_sailing](https://twitter.com/allen_sailing)



[@allen\\_sailing](https://www.instagram.com/allen_sailing)



[sales@allenbrothers.co.uk](mailto:sales@allenbrothers.co.uk)



Parthenon

Performance

Harvest

